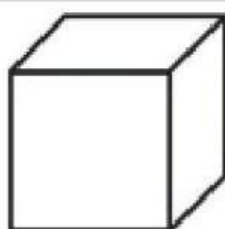


Name: _____

Solid Shapes

Draw lines to match each solid shape to the correct object.

cube

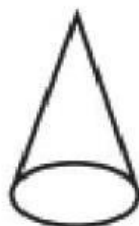


•

•



cone

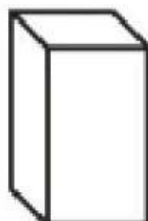


•

•




**rectangular
prism**




•

•



cylinder

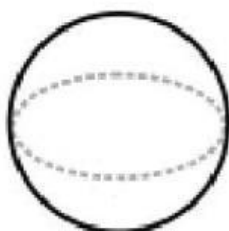


•

•



sphere



•

•

