

Part 1: Listen and draw lines. There is one example.

Fred

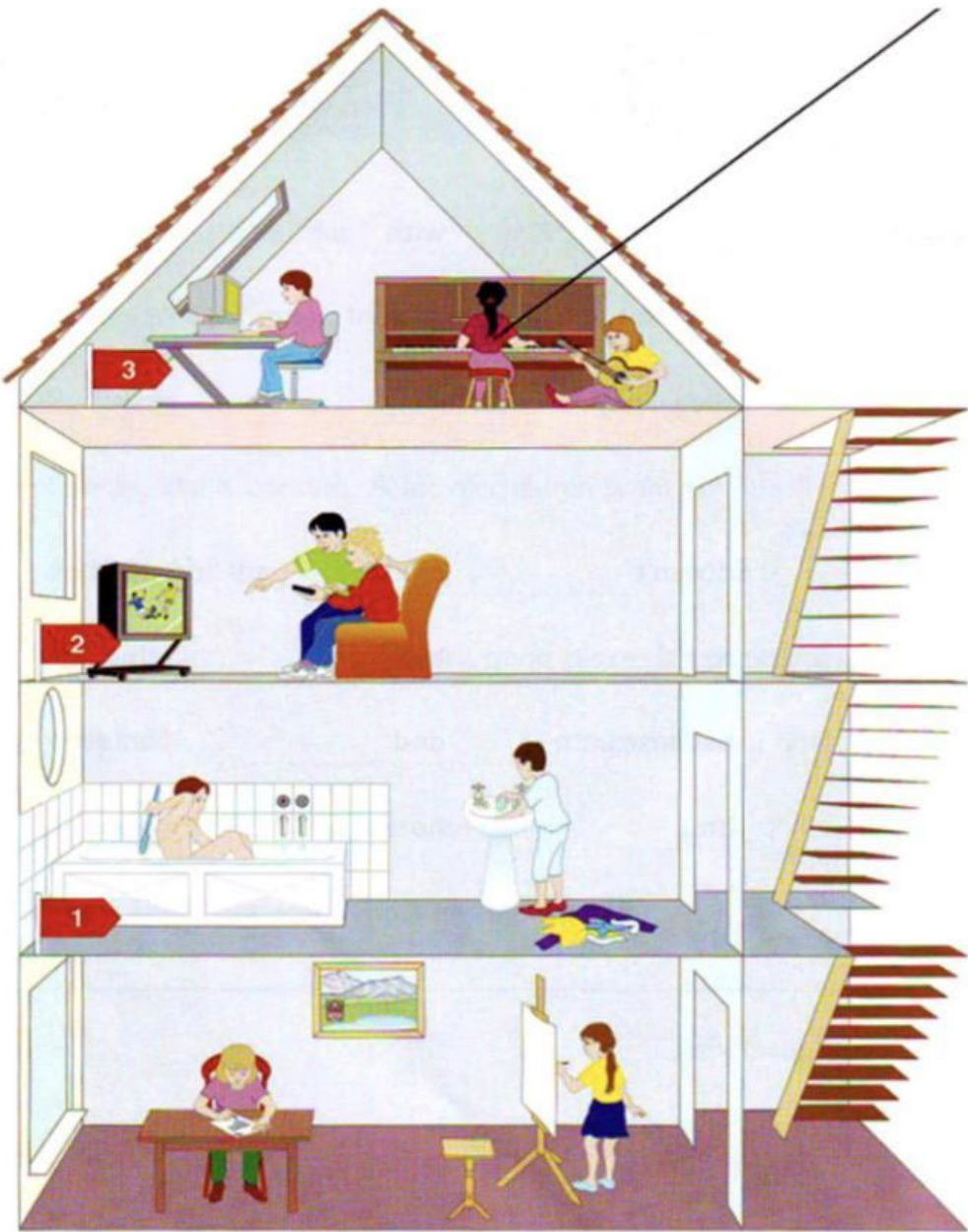
Paul

Sally

Jane




Scan to listen



Peter

Jill

Listen and write. There is one example.



Class visit to Sunny Farm

Day: Monday

1 Farmer's name: Mr

2 Farmer grows:

3 Number of fields:

4 Children will draw:

5 Class will go to the farm by:

Harry is very good at finding things for other people. Where did he find each thing?


Listen and write a letter in each box. There is one example.



keys




diary



watch




glue




ring



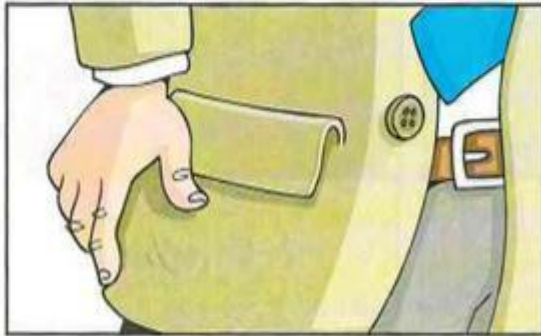
phone



A




B



C



D



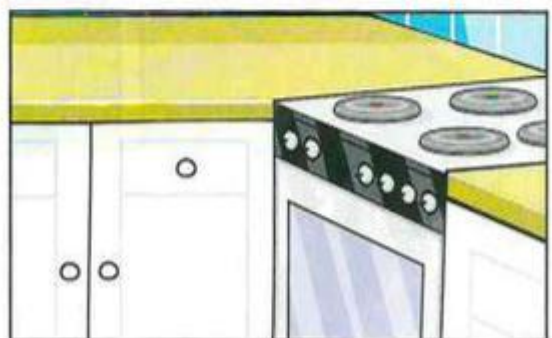
E



F



G



Listen and tick (✓) the box. There is one example.

Where's Michael?



A ☐

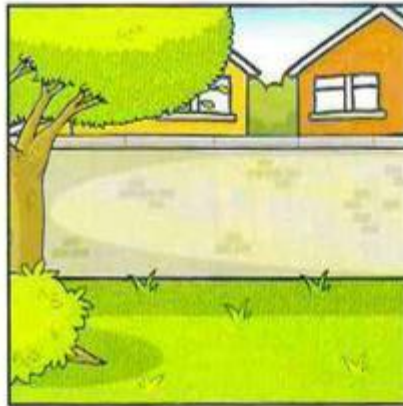


B ☐




C ☒


1 What must Michael paint first?



A ☐



B ☐



C ☐

2 What must Michael wear?



A ☐




B ☐




C ☐


3 What can Michael eat?



A ☐



B ☐




C ☐

4 Where's the paint that Michael needs?



A ☐



B ☐



C ☐

5 What's the matter with Michael now?



A ☐



B ☐



C ☐