
WRITING WORKSHEET
WRITING WORKSHEET
WRITING WORKSHEET
WRITING WORKSHEET
WRITING WORKSHEET
WRITING WORKSHEET
WRITING WORKSHEET
WRITING WORKSHEET
WRITING WORKSHEET


1

COOKING DEMO BY A GUEST CHEF

Using the materials and vocabularies you have learned from the previous section, create an announcement on the topic above. Follow the provided outline.

OUTLINE:

- **TITLE:** GUEST CHEF COOKING DEMO
- **OPENING:** INVITE STUDENTS TO ATTEND A COOKING DEMONSTRATION.
- **DETAILS:** DATE, TIME, LOCATION, GUEST CHEF'S NAME, MENU TO BE DEMONSTRATED.
- **CLOSING:** ENCOURAGE PARTICIPATION AND NOTE EQUIPMENT TO BRING.
- **SENDER:** STUDENT COMMITTEE / CULINARY DEPARTMENT

**GROUP MEMBERS:**


2

HEALTHY SNACK COMPETITION

Using the materials and vocabularies you have learned from the previous section, create an announcement on the topic above. Follow the provided outline.

OUTLINE:

- TITLE: HEALTHY SNACK CONTEST
- OPENING: ANNOUNCE THE COMPETITION AND ITS PURPOSE.
- DETAILS: TIME, PLACE, THEME, JUDGING CRITERIA, PRIZES.
- CLOSING: HOW TO REGISTER AND DEADLINE.
- SENDER: CULINARY CLUB



GROUP MEMBERS:


3

KITCHEN CLEAN-UP CAMPAIGN

Using the materials and vocabularies you have learned from the previous section, create an announcement on the topic above. Follow the provided outline.

OUTLINE:

- TITLE: KITCHEN CLEAN-UP DAY
- OPENING: EXPLAIN THE IMPORTANCE OF KITCHEN HYGIENE.
- DETAILS: DATE, TIME, WHAT TO BRING (GLOVES, CLOTH), DRESS CODE.
- CLOSING: SAY IT'S MANDATORY/VOLUNTARY AND ENCOURAGE TEAMWORK.
- SENDER: CLASS LEADER



GROUP MEMBERS:


4

NEW CULINARY TOOLS ORIENTATION

Using the materials and vocabularies you have learned from the previous section, create an announcement on the topic above. Follow the provided outline.

OUTLINE:

- TITLE: NEW KITCHEN EQUIPMENT ORIENTATION
- OPENING: INFORM STUDENTS ABOUT NEW TOOLS.
- DETAILS: DATE OF ORIENTATION, LOCATION, EQUIPMENT OVERVIEW.
- CLOSING: INVITE STUDENTS TO ATTEND FOR SAFETY AND KNOWLEDGE.
- SENDER: CULINARY LAB ASSISTANT



GROUP MEMBERS:


5

FOOD SALE FOR CHARITY

Using the materials and vocabularies you have learned from the previous section, create an announcement on the topic above. Follow the provided outline.

OUTLINE:

- TITLE: CULINARY CHARITY FOOD SALE
- OPENING: STATE PURPOSE OF FOOD SALE (E.G. FOR ORPHANAGE OR DISASTER AID).
- DETAILS: DATE, MENU, PRICES, ROLES OF STUDENTS.
- CLOSING: ASK FOR SUPPORT OR VOLUNTEERS.
- SENDER: CHARITY COMMITTEE



GROUP MEMBERS:


6

OPEN LAB PRACTICE SCHEDULE

Using the materials and vocabularies you have learned from the previous section, create an announcement on the topic above. Follow the provided outline.

OUTLINE:

- TITLE: OPEN PRACTICE LAB ANNOUNCEMENT
- OPENING: INFORM ABOUT EXTRA KITCHEN PRACTICE SESSION.
- DETAILS: DATE, TIME, RULES (BRING INGREDIENTS, WEAR APRON, ETC.).
- CLOSING: ENCOURAGE STUDENTS TO PRACTICE THEIR SKILLS.
- SENDER: LAB COORDINATOR



GROUP MEMBERS:


7

INTER-CLASS COOKING COMPETITION

Using the materials and vocabularies you have learned from the previous section, create an announcement on the topic above. Follow the provided outline.

OUTLINE:

- **TITLE:** INTER-CLASS COOKING BATTLE
- **OPENING:** PROMOTE FUN COMPETITION TO BOOST TEAMWORK.
- **DETAILS:** DATE, LOCATION, GROUP RULES, JUDGING SYSTEM, DISH THEME.
- **CLOSING:** REGISTRATION DEADLINE AND PRIZE MENTION.
- **SENDER:** STUDENT COUNCIL

**GROUP MEMBERS:**

8

VISIT TO CULINARY INSTITUTE OR HOTEL KITCHEN

Using the materials and vocabularies you have learned from the previous section, create an announcement on the topic above. Follow the provided outline.

OUTLINE:

- TITLE: CULINARY FIELD TRIP INVITATION
- OPENING: INVITE STUDENTS TO JOIN THE TRIP.
- DETAILS: PLACE TO VISIT, DATE, DEPARTURE TIME, FEE, PERMISSION NOTE.
- CLOSING: DEADLINE TO CONFIRM PARTICIPATION.
- SENDER: TRIP COORDINATOR

GROUP MEMBERS:

LAUNCHING SCHOOL RECIPE BOOK

Using the materials and vocabularies you have learned from the previous section, create an announcement on the topic above. Follow the provided outline.

OUTLINE:

- TITLE: LAUNCHING OF "OUR CULINARY CREATIONS" BOOK
- OPENING: ANNOUNCE PUBLICATION OF THE STUDENT RECIPE COLLECTION.
- DETAILS: DATE OF LAUNCH, WHERE TO GET IT, PRICE, CONTRIBUTORS.
- CLOSING: INVITE STUDENTS, TEACHERS, AND PARENTS TO JOIN.
- SENDER: CULINARY PUBLISHING TEAM

GROUP MEMBERS: