

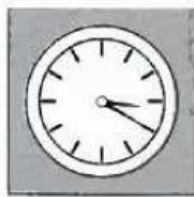
PAPER 2 LISTENING TEST about 35 minutes
(including 6 minutes transfer time)

PART 1

Questions 1–7

- There are seven questions in this part.
- For each question there are three pictures and a short recording.
- Choose the correct picture and put a tick (✓) in the box below it.

Example: What's the time?



A




B




C


1 What was in the woman's bag?



A




B



C

2 Which film is the man talking about?



A



B

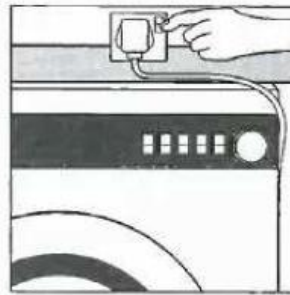


C

3 What should the woman do first?



A



B




C

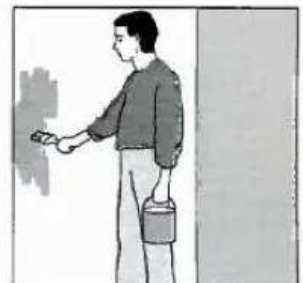
4 What is David going to do this weekend?



A



B




C

5 How did the man get to work today?



A



B



C

6 Which tie does the man choose?



A




B




C


7 What time is the appointment?



A



B



C

PART 2**Questions 8–13**

- You will hear an announcement about what's on television tomorrow.
- For each question, put a tick (✓) in the correct box.

- 8 *The Railway Princess* is on television from
- A 9.00 to 10.00.
B 9.00 to 10.30.
C 9.30 to 11.00.
- 9 There is a music programme for teenagers
- A early in the morning.
B before lunch.
C at lunchtime.
- 10 You can see a football match between
- A Ireland and Spain.
B Brazil and Ireland.
C Spain and Italy.
- 11 If the weather is bad, there will be no
- A cycling.
B skiing.
C tennis.

Test 1

- 12 In the quiz programme, teams have to guess
- A the year.
 - B the person.
 - C the place.
- 13 What kind of film is *I Could Live Forever*?
- A a comedy
 - B a musical
 - C a thriller

PART 3

Questions 14–19

- You will hear a radio announcer talking about Plymouth Sea Life Centre.
- For each question, fill in the missing information in the numbered space.

Plymouth Sea Life Centre

--- COST ---

Adults **(14)** £, children £2.00.
Special prices for over sixties and school groups.

--- OPENING TIMES ---

Every day except 25 and 26 December.

--- FOR CHILDREN ---

Special quiz.

Animals are fed every **(15)** from 9.30 am.
Slide and **(16)** shows from 10.00 am.

--- GROUPS ---

Guided tours available – ask at the **(17)**

--- NEW ATTRACTION ---

Walk through the big **(18)** made of glass.

--- REFRESHMENTS ---

Family area sells **(19)**, cold drinks, ice creams.

FOR MORE INFORMATION TELEPHONE 01743 564219.

PART 4

Questions 20–25

- Look at the six sentences for this part.
- You will hear a conversation between a girl, Jane, and her brother, Michael, about a Spanish family who are coming to visit them in England.
- Decide if each sentence is correct or incorrect.
- If it is correct, put a tick (✓) in the box under **A** for **YES**. If it is not correct, put a tick (✓) in the box under **B** for **NO**.

	A YES	B NO
20 This will be the Sanchez family's first trip to England.	<input type="checkbox"/>	<input type="checkbox"/>
21 Michael suggests sightseeing in London.	<input type="checkbox"/>	<input type="checkbox"/>
22 The Sanchez children are teenagers.	<input type="checkbox"/>	<input type="checkbox"/>
23 Jane has been to the car museum.	<input type="checkbox"/>	<input type="checkbox"/>
24 Michael thinks everyone enjoys visiting museums.	<input type="checkbox"/>	<input type="checkbox"/>
25 Jane and Michael have bought tickets for the tennis competition.	<input type="checkbox"/>	<input type="checkbox"/>

About the Speaking test

The Speaking test lasts about 10 to 12 minutes. You take the test with another candidate. There are two examiners in the room. One examiner talks to you and the other examiner listens to you. Both the examiners give you marks.

Part 1

The examiners introduce themselves and then one examiner asks you and your partner to say your names and spell them. This examiner then asks you questions about yourself, your daily life, interests, etc.

Part 2

The examiner asks you to talk about something together and gives you a drawing to help you.

Part 3

You each have a chance to talk by yourselves. The examiner gives you a colour photograph to look at and asks you to talk about it. When you have finished talking, the examiner gives your partner a different photograph to look at and to talk about.

Part 4

The examiner asks you and your partner to say more about the subject of the photographs in Part 3. You may be asked to give your opinion or to talk about something that has happened to you.