

Name _____ Date _____

End of Unit 9 test

Vocabulary 1

Circle the correct word for each space.

Example:

- 0 Let's _____ a cake!
a bake b explore c go
-

- 1 Let's _____ a new place! [1]
a learn b go c explore

- 2 Let's _____ some T-shirts! [1]
a bake b learn c design







- 3 Let's _____ a den! [1]
a make b go c learn

- 4 Let's _____ on a zip wire! [1]
a design b go c make

- 5 Let's _____ how to survive in the wild! [1]
a learn b bake c go

Vocabulary 2

Match the pictures to the words.

0	Example: 		a sleeping bag	[1]
6			a backpack	
7			a waterproof jacket	[1]
8			a tent	[1]
9			sunglasses	[1]
10			a torch	[1]

A line connects the backpack in the example row to the word 'a backpack' in the second row of the right-hand table.

Grammar 1

Complete the sentences with the words in the box. Use capital letters when you need to.

would	why	about	love	let's	how
-------	-----	-------	------	-------	-----

Example:

0 Let's minimise this page.

11 What _____ refreshing the webpage? [1]

12 _____ don't we bookmark this webpage? [1]

13 _____ about going forward to the next webpage? [1]

14 _____ you like to try this new search engine? [1]

15 Yes, I'd _____ to! [1]

Grammar 2

Complete the text with the correct form of *going to* and the verbs.

It's great you can come on a day trip with me and my family! We 're going to visit (visit) an old castle! My dad ¹⁶ _____ (drive) us there in our car. We ¹⁷ _____ (have) a picnic outside the castle, and then my mum ¹⁸ _____ (tell) us about the history of the castle. I ¹⁹ _____ (take) lots of photographs! ²⁰ _____ you _____ (bring) your new camera?

[Total: 5 marks]