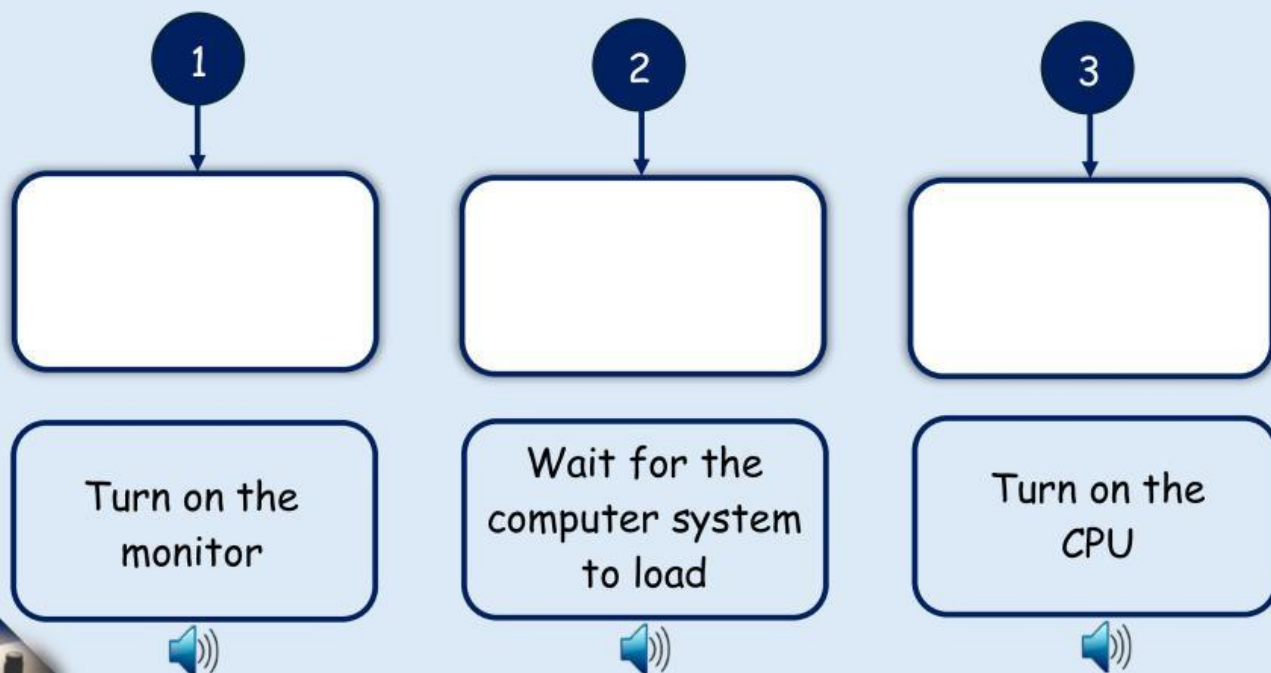



STEPS TO TURN THE COMPUTER ON AND OFF










Spanish
version


- To properly turn on and off a desktop computer, you must follow a series of steps. To do so, watch the following video:

- Now correctly organize the steps to turn on a desktop computer:



➤ Now correctly organize the steps to shut down a desktop or laptop computer: 


1	2	3	4
			
Turn off the monitor 	Close all open programs 	Click on the turn off option 	Click the Start button  

➤ Click the link below to learn by playing online: 



➤ Click the link below for some additional tips: 

 [Click here](#) 

Note: Remember to practice the steps to properly turn your computer or laptop on and off several times. 

Text and audio information translated in Google Translate 

