

Motorcycle Parts – Grammar and Vocabulary

Content: internal and external parts of the motorcycle in singular and plural, and demonstrative pronouns.

Section 1: Singular to Plural

Instructions: Read the sentence and rewrite it in the plural by changing the demonstrative and making the noun plural.

Instrucciones: Reescriba las oraciones en singular a plural utilizando el pronombre demostrativo y verbo to be correcto y la forma del plural de la parte de la motocicleta.

1. This is a **fender**. _____
2. That is a **kickstand**. _____
3. This is a **footrest**. _____
4. That is a **side panel**. _____
5. This is a **spark plug**. _____
6. That is a **valve**. _____



Section 2: Demonstratives and Verb Agreement


Instructions: Fill in the blanks with *this / that / these / those* and the correct verb (*is / are*).









Instrucciones: Complete las oraciones seleccionando el pronombre demostrativo *this / that / these / those* y el verbo to be correspondiente (*is / are*).

1. _____ a footrest.
2. _____ the side panels.
3. _____ a spark plug.
4. _____ the fenders.
5. _____ a valve.
6. _____ the kickstands.
7. _____ the handlebars.
8. _____ the cylinder heads.

Section 3: Combine with Demonstrative and Verb

Instructions: Complete each sentence using a demonstrative and the correct verb according to the arrow, close  or far 

Instrucciones: Complete las oraciones utilizando el pronombre demostrativo y el verbo to be correspondiente dependiendo de las flechas: cerca  o lejos 

1. _____ the handlebars. 
2. _____ the kickstand. 
3. _____ the spark plugs. 
4. _____ the fender. 
5. _____ the footrests. 
6. _____ the valve. 
7. _____ the side panels. 
8. _____ the cylinder head. 

Section 4: Vocabulary in Context

Instructions: Complete the following sentences with the correct PPE.

Instrucciones: Complete las siguientes oraciones seleccionando el EPP correspondiente.

1. The _____ protect your eyes from flying particles during cutting or grinding.
2. The _____ fit tightly around the eyes and provide a seal for chemical protection.
3. The _____ protect your hands from cuts, burns, or chemicals.
4. The _____ helps you breathe clean air in dusty or chemical environments.
5. The _____ covers the mouth and nose and helps prevent inhalation of harmful particles.
6. The _____ protect your ears from loud noises.
7. The _____ protects your full body and clothing from dirt, oil, or chemicals.
8. The _____ protect your feet from heavy impacts or slipping.