

Describing Technology (Different Shapes)

Workbook, page 96.

ACTIVITY 6. Look at the pictures (**A-C**) below. What is the shape of these devices? **Complete the gadgets' descriptions (1-3)** using **the words** from **ACTIVITY 5**.



1. This device is
and it prevents you from getting lost.



2. This gadget is
and it's used for listening to music.



3. This device is
and it's used for making tea.

Describing Technology (Power, Construction, Use)

Student's Book, page 97.

ACTIVITY 7. Look at the phrases for describing technology. Use the words **from the box** to complete **the gaps** below.

allows base handle mains mostly

Phrases for Describing Technology

Shape straight curved rectangular spherical square triangular circular

Power It's powered / battery powered / solar powered / powered by the electricity
It's cordless / rechargeable


Construction It's made of glass / steel, etc.


It's got wheels / a long / a triangular / a square lid, etc.

Use You use it to / It you to / It prevents you from (+ -ing)



Describing Technology (Speaking Preparation)

ACTIVITY 8. Read the descriptions of four different **objects** below. **Complete the sentences** using the **vocabulary for describing technology** from **ACTIVITY 7**. **The first letter** of each word has been given to you. Then **guess the objects**.

1. You can find this gadget in the living room. This is **b.....** powered, but the batteries are often **r.....**. It's small and **r.....**(). It's made of **plastic** and it's got lots of small buttons on it.

2. This device can be found in the kitchen. This is usually made of **aluminium** and **plastic**. It's powered by **e.....**. It's **r.....**() and it's usually got two, or sometimes four, long thin holes at the top.

3. You can find this object on your desk or in the pencil case. This isn't **m.....** powered or **b.....** powered. It's made mostly of **cardboard** and **plastic**.

4. This object can be found in your flat's hall and is mostly used for bad weather. It has got a long, thin, straight stick, sometimes with a **c.....** () part at one end. At the other end, it's got big **c.....** () **nylon** cover.

Speaking

ACTIVITY 9. Work in pairs. Think of a gadget and **describe it** using the **words for materials** from **ACTIVITY 1(a)** and the **vocabulary for describing technology** from **ACTIVITY 7**. Your partner **guesses the object**. Use the texts from **ACTIVITY 8** as an example.