







Procedure Text

Name :

Class :

Write a procedure text based on the pictures below!

How To Make Doughnut

	<p>.....</p> <p>.....</p> <p>.....</p>
	<p>.....</p> <p>.....</p> <p>.....</p>
	<p>.....</p> <p>.....</p> <p>.....</p>
	<p>.....</p> <p>.....</p> <p>.....</p>
	<p>.....</p> <p>.....</p> <p>.....</p>
	<p>.....</p> <p>.....</p> <p>.....</p>

PLAYDOUGH RECIPE

Ingredients:

2 cups plain flour

2 Tbs cream of tartar

1 cup salt

2 Tbs vegetable oil

1-1.5 cups boiling water

Food coloring

Steps:

In a large bowl, combine the flour, salt, and cream of tartar.

Add the vegetable oil and a few drops of food coloring to the boiling water. Mix well.

Slowly pour the water mixture into the dry ingredients. Stir with a spoon until it begins to form a dough.

Knead the dough on a clean surface until smooth and pliable.

Place the playdough in an airtight container.

Tips:

Add glitter or scents like vanilla extract for extra fun.

Divide the dough before adding food coloring to make multiple colors.