






ASSIGNMENT 22

Note Values II

REVISION: These are the different note lengths which you need to understand.

Note Name	Symbol	Note Length
Semibreve		4 beats
Minim		2 beats
Crotchet		1 beat
Quaver		$\frac{1}{2}$ beat
Pair of Quavers		$\frac{1}{2}$ beat each

If we have two quavers next to one another -





We take the tail of each one and join it together



We call this a pair of quavers or beamed quavers which altogether adds up to 1 beat.
(Even though they are tied together, each note is still $\frac{1}{2}$ a beat).

Note Length Exercises

1.  + 



1

+

1



=

2

3.  + 



+

=

5.  + 



+

=

2.  + 



+

=

4.  + 

+

=

6.  + 

+

=