


MONSTER CONTRACTIONS




DIRECTION:

Circle the correct contraction.




here is



here's

here'll

I had



I've

I'd

can not



couldn't

can't

we have



we've

we're

you will



you'll

you've


they are



they're

they'll

I am



I'll

I'm

she has



she'd

she's

Name: _____

Date: _____

Contractions Boxes Worksheet

- Contractions are words that are made by putting together two words.
- After joining the two words, a few of the letters may be left out.
- To create a contraction, use an apostrophe in the place of the missing letters.

word + have = I have → *I've*word + is = she is → *she's*word + would = he would → *he'd*

Write a contraction for each set of words. Don't forget to add an apostrophe to join the words.

would not _____	should have _____	he will _____
they have _____	she has _____	he is _____
I would _____	is not _____	where is _____
you are _____	we are _____	Can not _____