

PAPER 2 LISTENING TEST


about 35 minutes
(including 6 minutes transfer time)

PART 1


Questions 1–7

- There are seven questions in this part.
- For each question there are three pictures and a short recording.
- Choose the correct picture and put a tick (✓) in the box below it.


Example: What's the time?



A ☒



B ☐



C ☐

1 How much is the man's ticket?



A ☐




B ☐



C ☐

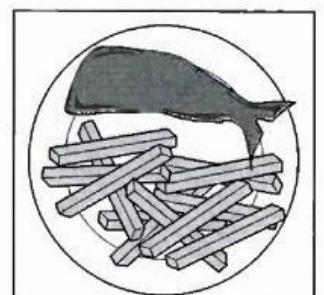
2 What will they have for lunch?



A ☐




B ☐




C ☐

3 Why was the man late home?



A ☐




B ☐



C ☐

4 What was the weather like on John's holiday?



A ☐

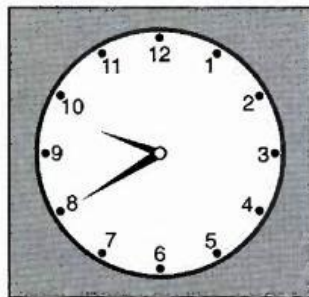


B ☐

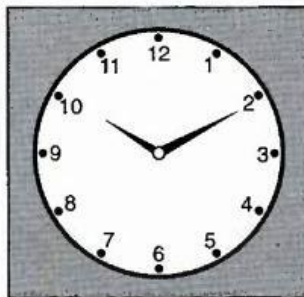


C ☐

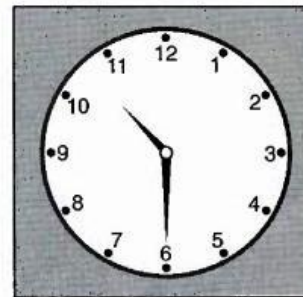
5 What time was the woman's appointment?



A ☐



B ☐




C ☐

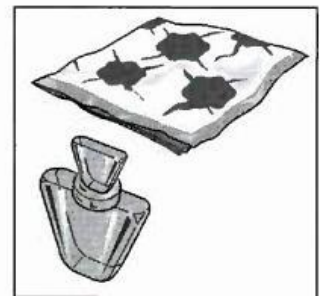
6 What did the woman buy?



A ☐



B ☐




C ☐

7 Where are the man and the woman talking?



A ☐



B ☐



C ☐

PART 2**Questions 8–13**

- You will hear a woman called Sarah talking to a group of people about her painting.
- For each question put a tick (✓) in the correct box.

- 8 How often does Sarah paint now?
- A ☐ three days a week
B ☐ five days a week
C ☐ every evening
- 9 Sarah earns enough money from her painting to
- A ☐ give up her computing job.
B ☐ pay for her flat and car.
C ☐ pay for her artist's materials.
- 10 When she was at primary school, Sarah
- A ☐ painted pictures of people.
B ☐ learnt to use chalk.
C ☐ drew scenes in pencil.
- 11 What pleased Sarah most about her painting holidays?
- A ☐ meeting other artists
B ☐ seeing beautiful scenery
C ☐ receiving individual teaching

12 Which of these has Sarah done?

- A** ☐ painted people in Greece
- B** ☐ painted sunrises in Scotland
- C** ☐ watched birds in Spain

13 After watching Sarah's video, the audience will

- A** ☐ fill in a questionnaire about the talk.
- B** ☐ look round an art exhibition.
- C** ☐ have a break and a drink.

PART 3**Questions 14–19**

- You will hear a radio programme giving you information about the city of Glasgow.
- For each question, fill in the missing information in the numbered space.

GLASGOW**Arrival by car**

- * City centre car parks are (14) Leave car at hotel.

'Discovering Glasgow' tour bus

- * Departs from George (15) every 30 minutes.
- * Buy tickets from (16)

Walking

- * Go to Welcome Centre for information – free (17) available.

Places to visit

- * Glasgow Cathedral – built in fifteenth century.
- * Merchant City area – shops selling (18) and clothes.
- * Byres Road – student area.
- * Botanic Gardens – glasshouses close at (19)

PART 4

Questions 20–25

- Look at the six sentences for this part.
- You will hear a conversation between a boy, Frank, and a girl, Linda, in a music shop.
- Decide if each sentence is correct or incorrect.
- If it is correct, put a tick (✓) in the box under **A** for **YES**. If it is not correct, put a tick (✓) in the box under **B** for **NO**.

	A YES	B NO
20 Linda wants to change a cassette because she dislikes it.	<input type="checkbox"/>	<input type="checkbox"/>
21 Linda already knows what she wants to get.	<input type="checkbox"/>	<input type="checkbox"/>
22 Frank recommends a famous band.	<input type="checkbox"/>	<input type="checkbox"/>
23 Linda is happy with her cassette player.	<input type="checkbox"/>	<input type="checkbox"/>
24 Linda thinks the price of the cassette is reasonable.	<input type="checkbox"/>	<input type="checkbox"/>
25 Linda has already seen the Irish band.	<input type="checkbox"/>	<input type="checkbox"/>

About the Speaking test

The Speaking test lasts about 10 to 12 minutes. You take the test with another candidate. There are two examiners in the room. One examiner talks to you and the other examiner listens to you. Both the examiners give you marks.

Part 1

The examiners introduce themselves and then one examiner asks you and your partner to say your names and spell them. This examiner then asks you questions about yourself, your daily life, interests, etc.

Part 2

The examiner asks you to talk about something together and gives you a drawing to help you.

Part 3

You each have a chance to talk by yourselves. The examiner gives you a colour photograph to look at and asks you to talk about it. When you have finished talking, the examiner gives your partner a different photograph to look at and to talk about.

Part 4

The examiner asks you and your partner to say more about the subject of the photographs in Part 3. You may be asked to give your opinion or to talk about something that has happened to you.