



















**TASK 1. GAP – FILL. LOOK THE PICTURE AND WRITE THE WORDS. THERE IS ONE EXAMPLE**

0. They're  hippoes.
1. A  \_\_\_\_\_ has a lollipop.
2. The  \_\_\_\_\_ has a leaf.
3. I have a  \_\_\_\_\_.
4. The  \_\_\_\_\_ is in the tub.
5. The  \_\_\_\_\_ is yellow.

**TASK 2. LOOK AND READ. WRITE YES OR NO. THERE IS ONE EXAMPLE**

		
0. It's number three. <u>Yes</u>	1. This is a hat. .....	2. Look at the ink .....
		
3. I have a fan. .....	4. I can see a crocodile .....	5. The sun is big .....

**TASK 3. LOOK, REORDER THE LETTERS INTO CORRECT WORDS. THERE IS ONE EXAMPLE**

		
0. y-e-k ... <b>key</b> ....	1. c-e-i-c-l-r .....	2. e-a-l-f .....
		
3. a-y-k .....	4. t-g-a-o .....	5. e-v-s-n-e .....

**TASK 4. REORDER THE WORDS INTO FULL SENTENCES. THERE IS ONE EXAMPLE.**

0. have / I / a/ dog → **0. I have a dog.**

1. is/ my / This / leg

→ .....

1. two / have / I / sandwiches

→ .....

2. 're / They / tigers

→ .....

4. are / my / arms/ These

→ .....

3. kite/? / it / yellow / Is / a

→ .....