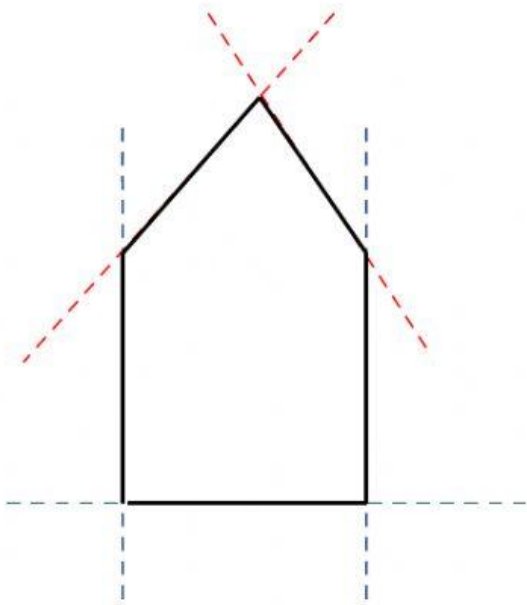
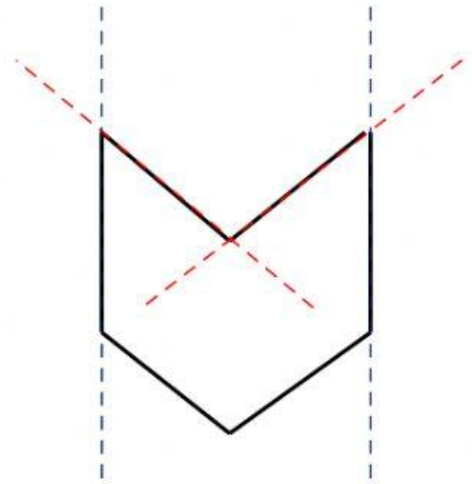


POLIGONI CONCAVI E CONVESSI



SE I PROLUNGAMENTI DEI
SUOI LATI SI TROVANO
ALL'ESTERNO DELLA FIGURA
È UN **POLIGONO CONVESSO**



SE I PROLUNGAMENTI DEI SUOI
LATI SI TROVANO ANCHE
ALL'INTERNO DELLA FIGURA È
UN **POLIGONO CONCAVO**

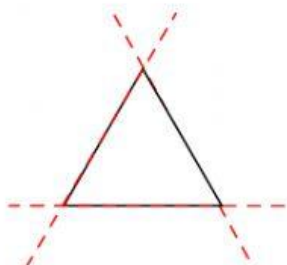
**CLASSIFICA LE FIGURE SCRIVENDO LE LETTERE DELLE
FIGURE NELLA CASA DEI “CONCAVI” E “CONVESSI”**

POLIGONI CONCAVI

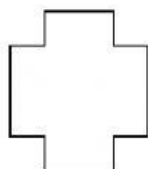
<input type="text"/>	<input type="text"/>	<input type="text"/>	<input type="text"/>
<input type="text"/>	<input type="text"/>	<input type="text"/>	<input type="text"/>
<input type="text"/>	<input type="text"/>	<input type="text"/>	<input type="text"/>
<input type="text"/>	<input type="text"/>	<input type="text"/>	<input type="text"/>

POLIGONI CONVESSI

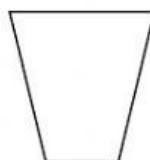
A	<input type="text"/>	<input type="text"/>	<input type="text"/>	<input type="text"/>
<input type="text"/>	<input type="text"/>	<input type="text"/>	<input type="text"/>	<input type="text"/>
<input type="text"/>	<input type="text"/>	<input type="text"/>	<input type="text"/>	<input type="text"/>
<input type="text"/>	<input type="text"/>	<input type="text"/>	<input type="text"/>	<input type="text"/>



A



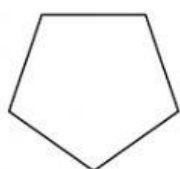
B



C



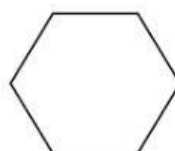
D



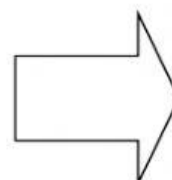
E



F



G



H