



# After-reading activities



Read the Story  Maddy the Angry Ghost

 BOOK CREATOR



Maddy the Angry Ghost  
Cecilia Robles Corrales

## Activity 1

### Adjective Match Game

Objective:

Help students practice and understand descriptive adjectives by matching them to scenes or characters from the story.

Instructions: Look at each picture. Draw a line to match the picture with the correct adjectives.



happy, colorful, small



green, bright.



sad, angry, lonely



dark, quiet, empty

# Activity 2

## True or False: Comprehension Statements

Objective: Assess understanding of key events and character traits.

Instructions: Read each sentence about Maddy the Angry Ghost. If the sentence is correct, write T for True. If the sentence is wrong, write F for False.





- Maddy lived on the Moon because he liked to scare people. — (True or False)
- The Moon was dark and lonely. — (True or False)
- Maddy wished to become a big dragon. — (True or False)
- He turned into a hummingbird. — (True or False)
- Maddy found friends in the forest. — (True or False)
- His wings brought joy to the forest. — (True or False)

# Activity 3

## Story Sequencing Cards

Objective: Practice retelling events in order using images and story logic.

Instructions: Look at the pictures from the story. Arrange the images in the correct order. Then they retell the story orally

Teacher Cesia Robles C.