

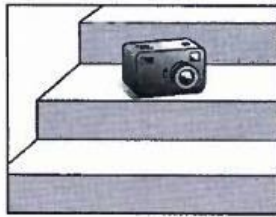
PAPER 2 LISTENING TEST approx 35 minutes
(including 6 minutes transfer time)

Part 1


Questions 1–7

There are seven questions in this part.
For each question there are three pictures and a short recording.
Choose the correct picture and put a tick (✓) in the box below it.

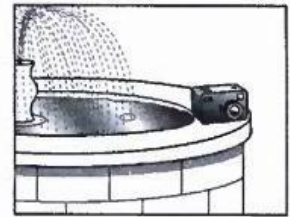
Example: Where did the man leave his camera?



A



B



C

1 What is the weather forecast for tomorrow?



A



B




C


2 What will they buy at the supermarket?



A



B




C


3 Which T-shirt does the woman buy?



A



B



C

4 What will the girl take with her on holiday?



A




B

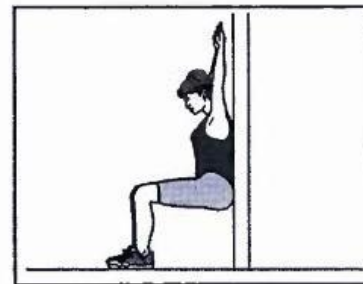


C


5 Which exercise is the teacher describing?



A




B




C

Test 3


6 What time will the train to London leave?



A



B




C


7 Which sport will the boy do soon at the centre?



A



B



C

Part 2**Questions 8–13**

You will hear an interview with a woman called Rachel who is talking about the shows she puts on for children.

For each question, put a tick (✓) in the correct box.

- 8 Before her children were born, Rachel worked as
- A an art teacher.
B a painter.
C an actor.
- 9 Who first thought of doing a show at a party?
- A Rachel's husband
B Rachel's children
C Rachel's parents
- 10 Rachel's neighbour, Lena, helps by
- A making some dolls for the shows.
B performing in the shows.
C writing the music for the shows.
- 11 When Rachel did a play about a lion
- A the children laughed too much.
B the children were frightened.
C the children's parents complained.

Test 3

- 12 How do Rachel's daughters help her?
- A They show new dolls to their school friends.
 - B They think of ideas for new stories.
 - C They give her their opinions on her new plays.
- 13 Rachel thinks her shows are successful because
- A she enjoys doing them so much.
 - B she does a show daily.
 - C they are suitable for all ages.

Part 3**Questions 14–19**

You will hear a telephone message about a Business Studies course.
For each question, fill in the missing information in the numbered space.

Business Studies Course

Course start date : (14)

Course begins with : (15) *about business*

What students mustn't bring to class : (16)

Visitors' car park : *next to the* (17)

Language classes available : *Spanish and* (18)

Name of Business Studies secretary : *Sonia* (19)

Part 4

Questions 20–25

Look at the six sentences for this part.

You will hear a conversation between a student called Peter, and his father, about their plans for the summer.

Decide if each sentence is correct or incorrect.

If it is correct, put a tick (✓) in the box under **A** for **YES**. If it is not correct, put a tick (✓) in the box under **B** for **NO**.

	A YES	B NO
20 Peter's mother is planning to go to Scotland.	<input type="checkbox"/>	<input type="checkbox"/>
21 Peter's father hopes to have an active holiday.	<input type="checkbox"/>	<input type="checkbox"/>
22 Peter's father thinks Peter should have a holiday before starting work.	<input type="checkbox"/>	<input type="checkbox"/>
23 Peter's father will pay for everything at the campsite.	<input type="checkbox"/>	<input type="checkbox"/>
24 Peter has met Jim's son more than once.	<input type="checkbox"/>	<input type="checkbox"/>
25 Peter suggests everyone could meet before the trip to Scotland.	<input type="checkbox"/>	<input type="checkbox"/>

About the Speaking test

The Speaking test lasts about 10 to 12 minutes. You take the test with another candidate. There are two examiners in the room. One examiner talks to you and the other examiner listens to you. Both the examiners give you marks.

Part 1

The examiners introduce themselves and then one examiner asks you and your partner to say your names and spell them. This examiner then asks you questions about yourself, your daily life interests, etc.

Part 2

The examiner asks you to talk about something together and gives you a drawing to help you.

Part 3

You each have a chance to talk by yourselves. The examiner gives you a colour photograph to look at and asks you to talk about it. When you have finished talking, the examiner gives your partner a different photograph to look at and to talk about.

Part 4

The examiner asks you and your partner to say more about the subject of the photographs in Part 3. You may be asked to give your opinion or to talk about something that has happened to you.