

## TASK 1. READ AND MATCH THE STATEMENT WITH THE CORRECT PICTURE

There is one example.

1. It's a square.



2. I have two cookies



3. This is my face.



4. It's a monkey.




5. The dog has a leaf.



## TASK 1. CIRCLE THE ODD-ONE-OUT

There is one example:

1.



1.




2.



3.



4.















### TASK 3. LISTEN AND TICK ☒ THE BOX.

There is one example:

1. A: What's this?

B: It's a plane

<div>1</div> <div></div> <div><input type="checkbox"/><input checked="" type="checkbox"/></div>	<div>2</div> <div></div> <div><input type="checkbox"/><input type="checkbox"/></div>	<div>3</div> <div></div> <div><input type="checkbox"/><input type="checkbox"/></div>
<div>4</div> <div></div> <div><input type="checkbox"/><input type="checkbox"/></div>	<div>5</div> <div></div> <div><input type="checkbox"/><input type="checkbox"/></div>	<div>6</div> <div></div> <div><input type="checkbox"/><input type="checkbox"/></div>

### TASK 4. LISTEN AND WRITE A WORD. (

There is one example:

1. I have an apple.
2. These are my \_\_\_\_\_.
3. What's this? It's a \_\_\_\_\_.

### TASK 5 REORDER THE WORDS TO MAKE CORRECT SENTENCES.

There is one example:

1. they / What / ~~are~~ / ? — **What are they?**
2. is / face / This / my /
3. hippos / are / They
4. sandwich / have / I / a