Ujian 12 UASA

BAB 7 - 9

Tarikh : _____

Ujian Bulanan 2

Sko

Bahagian A

1. Rajah di bawah menunjukkan dua garis nombor.
The diagram below shows two number lines.

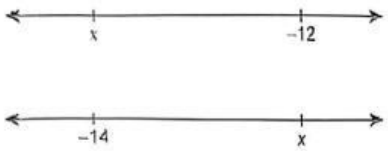

Tentukan integer x yang memuaskan ketaksamaan yang diwakili oleh dua garis nombor itu.
Determine the integer x that satisfies the inequalities represented by the two number lines.

A −14 C −12
B −13 D −11

2. Rajah di bawah ialah papan tanda lalu lintas yang menunjukkan had laju di sebatang lebuh raya.
The diagram below is a road sign showing the speed limit along a highway.

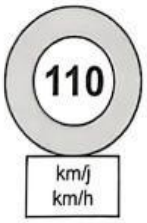

Antara garis nombor yang berikut, yang manakah mewakili had laju itu?
Which of the following number lines represents the speed limit?

A
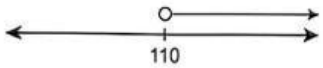

B
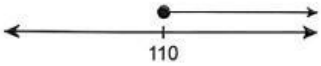

C
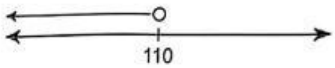

D
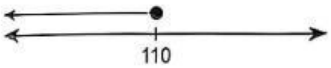

3. Tentukan integer terbesar yang memuaskan ketaksamaan $1 - 2x \geqslant 2$.
Determine the largest integer that satisfies the inequality $1 - 2x \geqslant 2$.

A −2 C −0.5
B −1 D 0

4. Selesaikan ketaksamaan linear serentak yang berikut.
Solve the following simultaneous inequalities.

$$x - 1 \leqslant 3,\ 3x - 2 > 4$$

A $2 < x \leqslant 4$
B $2 \leqslant x < 4$
C $-4 < x \leqslant -2$
D $-4 \leqslant x < -2$

5. Dalam rajah di bawah, PQR ialah garis lurus.
In the diagram below, PQR is a straight line.

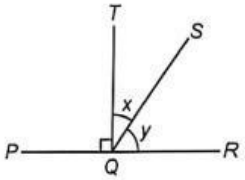

x dan y ialah
x and y are

A sudut pada garis lurus
angles on a straight line
B sudut konjugat
conjugate angles
C sudut pelengkap
complementary angles
D sudut penggenap
supplementary angles

© Penerbitan Pelangi Sdn. Bhd.

LIVEWORKSHEETS

6. Dalam rajah di bawah, *POT, ROU* dan *SOV* ialah garis lurus.
In the diagram below, POT, ROU and SOV are straight lines.

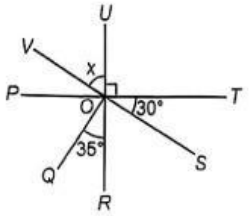

Hitung nilai *x*.
Calculate the value of x

A 30°
B 35°
C 55°
D 60°

7. Dalam rajah di bawah, *TUV* ialah garis lurus.
In the diagram below, TUV is a straight line.

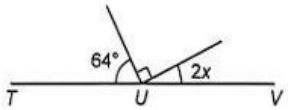

Cari nilai *x*.
Find the value of x.

A 13°
B 16°
C 18°
D 26°

8. 278° ialah sudut _____.
278° *is a / an* _____ *angle.*

A konjugat / *conjugate*
B cakah / *obtuse*
C refleks / *reflex*
D tirus / *acute*

9. Rajah di bawah menunjukkan sebuah segi tiga sama kaki.
The diagram below shows an isosceles triangle.

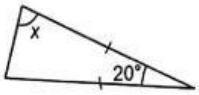

Cari nilai *x*.
Find the value of x.

A 80°
B 75°
C 60°
D 45°

10. Berapakah bilangan bucu bagi sebuah dekagon?
How many vertices does a decagon have?

A 10
B 9
C 8
D 7

11. Cari nilai *y* dalam rajah di bawah.
Find the value of y in the diagram below.

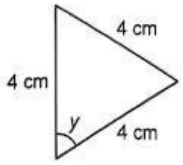

A 30°
B 60°
C 90°
D 180°

12. Dalam rajah di bawah, *PQRS* ialah sebuah trapezium dan *QRS* ialah sebuah segi tiga sama kaki.
In the diagram below, PQRS is a trapezium and QRS is an isosceles triangle.

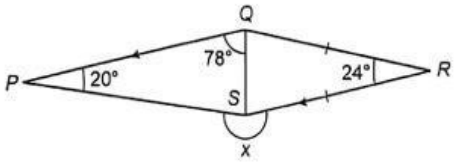

Cari nilai *x*.
Find the value of x.

A 190°
B 200°
C 220°
D 270°

Ujian 12

© Penerbitan Pelangi Sdn. Bhd.

LIVEWORKSHEETS