








GRADE 3_HKII

1. Listen and number

4 Listen and number.  CD2 Track 38 




2. Listen and number



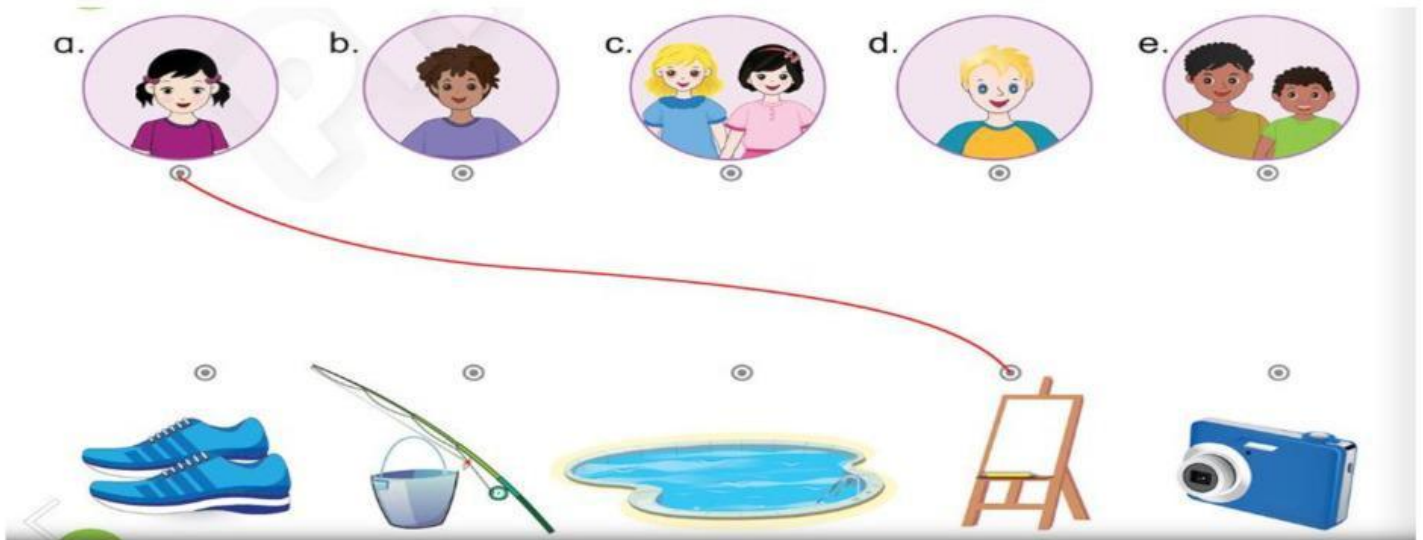
3. Listen and write

Names	Favourite sports
a. Ha Linh	badminton
b. Tommy	
c. Sam	
d. Pat	

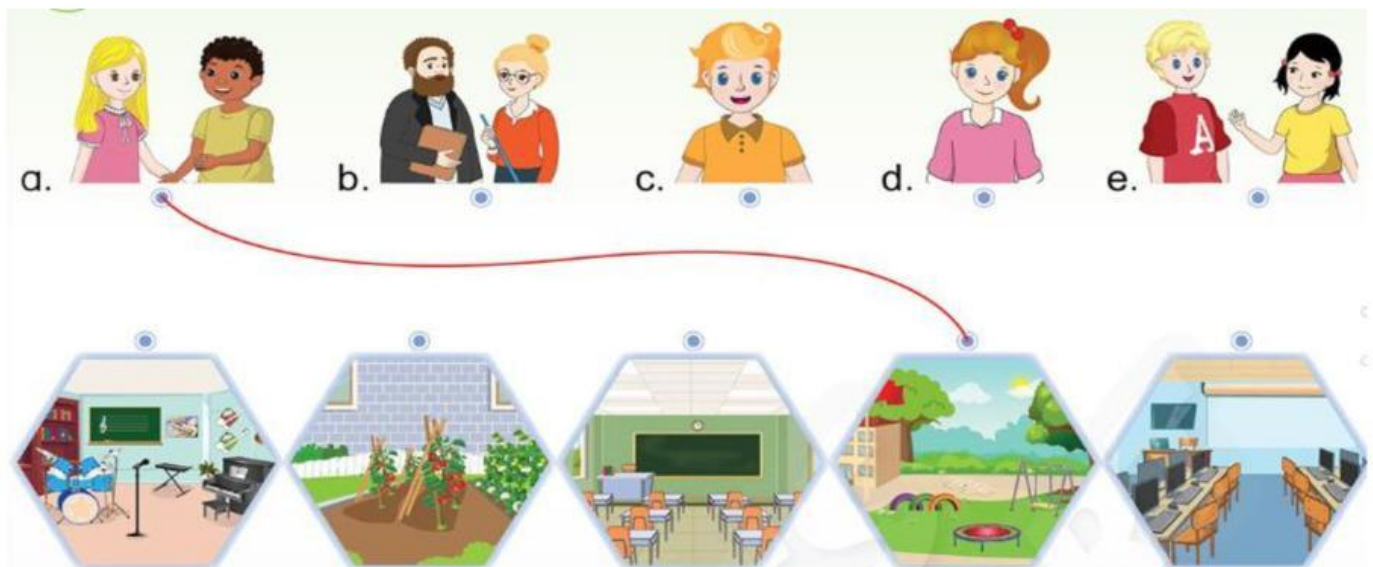
4. Listen and tick (✓) or cross (✗)



5. Listen and match



6. Listen and match



READING AND WRITING

Reading

1. Look at the picture, read and write YES or NO. There are 2 examples.



Examples:

The bird is flying. — YES

The kids are in the classroom. — NO

1. There are two tennis rackets. ____
2. They're kicking the ball. ____
3. There is a bike under the tree. ____
4. There is a skateboard under the chair. ____
5. I see a horse next to the tree. ____

2. What does the teacher say? Read and match.



a. Don't draw, please!

b. Don't run, please!

c. Don't talk, please!

d. Sit down, please!

3. Read and write

a.



These are boards.

b.



Those are _____.

c.







These are _____.



d.



_____ are desks.

4. Writing

	<u>T a b l e</u>
	_____
	_____
	_____

	<p>-----</p>
	<p>-----</p>

5. Reorder the words

Example: bats. / They / their / are
 -> **They are their bats.**

1. my / Answer / please! / questions,

2. in, / I / come / please! / May /

3. favourite / My / is / football / sport / .

4. kicking / He / the / is / ball / .
