



Name: \_\_\_\_\_ Date: \_\_\_\_\_ Class: \_\_\_\_\_

**Part 1. Look and read. Put a tick (✓) or a cross (×) in the box.**

**Examples**



*This is a hat.*



*This is a cat.*


**Questions**

1.



*This is a shirt.*

2.



*This is a goat.*

3.



*This is a hen.*

4.



*This is a square.*

5.



*This is a dress.*

**Part 2. Look and read. Write Yes or No.**



**Examples**

*There are two fish in the water.*

.....Yes.....

*There is a bike under the tree.*

.....No.....

**Questions**

1. Mum is wearing a skirt.

.....

2. The boy is picking apples.

.....

3. It is sunny.

.....

4. The dog is in the water.

.....

5. There are birds in the tree.

.....

Part 3. Look at the pictures. Look at the letters. Write the words.


0.



\_\_\_ chair \_\_\_

c / a / h / i / r

1.



\_\_\_\_\_

c / w / o


2.



\_\_\_\_\_

p / l / n / a / t / i / n / g

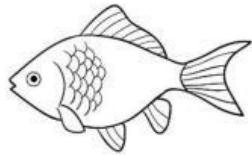
3.



\_\_\_\_\_

p / s / h / i

4.



\_\_\_\_\_

f / i / h / s

5.



\_\_\_\_\_

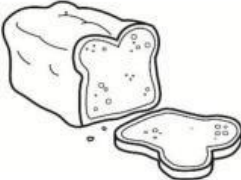
s / k / r / i / t

**Part 4. Read, circle and write.**

0. This is ..... **bread** .....

**bread**


**yogurt**



1. She ..... feeding the chickens.

**is**

**are**



2. The children ..... planting.

**are**


**is**



3. Is she wearing glasses?  
No, she .....

**is**


**isn't**



4. Are you picking?  
Yes, .....

**I am not**

**I am**



5. I ..... wearing shoes.

**am**

**are**



**Part 5. Put the words into the correct order.**

1. are / They / wearing / trousers / blue / . / → .....
2. are / No / , / they / not / . / → .....
3. The goat / is / an apple / eating / . / → .....
4. is / the horse / He / feeding / . / → .....
5. is / glasses / She / wearing / . / → .....

Part 6. Look at the pictures and read the questions. Write one-word answers.



skirt	under	feeding	shoes	car	one
-------	-------	---------	-------	-----	-----

Example

How many sheep are there?                    one  
 .....

1. What is the boy wearing?                    a T-shirt, trousers and .....

2. What is the girl wearing?                    a T-shirt and a .....


3. What is Mum doing?                    ..... the chickens

4. Where is the rabbit?                    ..... the tree

5. What is next to the cows?                    a .....

Part 7. Read this. Choose a word from the box. Write the correct word next to numbers 1 – 5.

### Monkeys


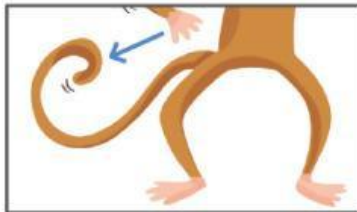






Monkeys are black, brown, grey or white. They live in (1) \_\_\_\_\_.

Monkeys have got two arms, two legs, two (2) \_\_\_\_\_, two eyes and a long (3) \_\_\_\_\_.

They can (4) \_\_\_\_\_ fast and they can jump and swim.

They eat lots of (5) \_\_\_\_\_.

Example		
		
brown	tail	run
		
bananas	ears	trees

Part 8. Look at the picture and answer these questions.

1.



What are they wearing?

.....

.....

2.



What is she doing?

.....  
.....

3.



What is he doing?

.....  
.....

4.



Is he driving a tractor?

.....  
.....

5.



Is she picking apples?

.....  
.....

6.



What are they doing?

.....  
.....

7.



Are they feeding?

.....  
.....

\_\_ THE END \_\_