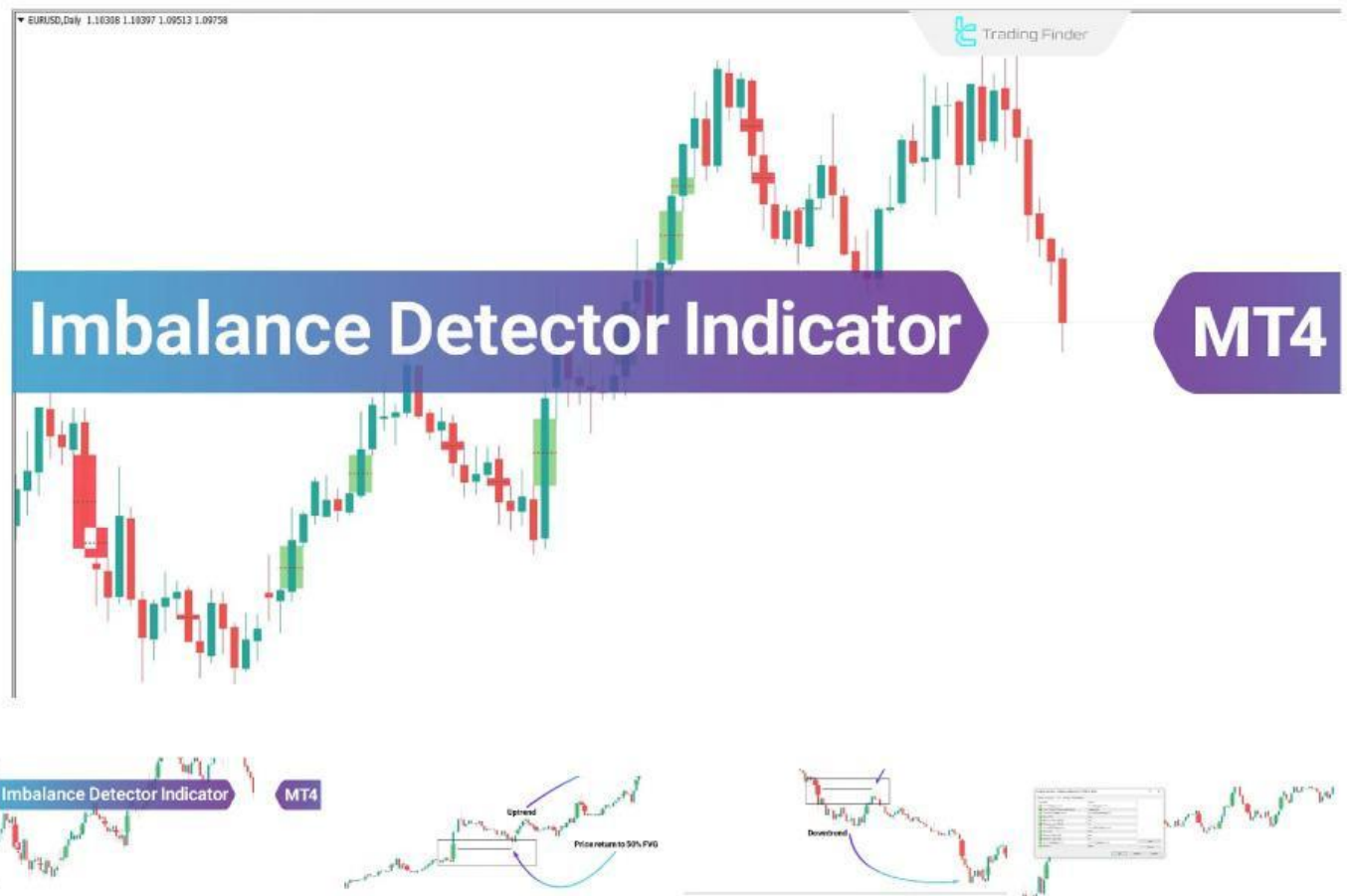


Imbalance Detection Indicator in ICT for MT4 Download - Free - [TradingFinder]



The **Market Imbalance Detector** in MetaTrader 4 can identify Volume Imbalance (VI), Opening Gaps (OG), and Fair Value Gaps (FVG).

This **Supply and Demand indicator** displays bullish imbalances in green and bearish imbalances in red. Price imbalance represents a mismatch between supply and demand levels, indicating potential price targets.

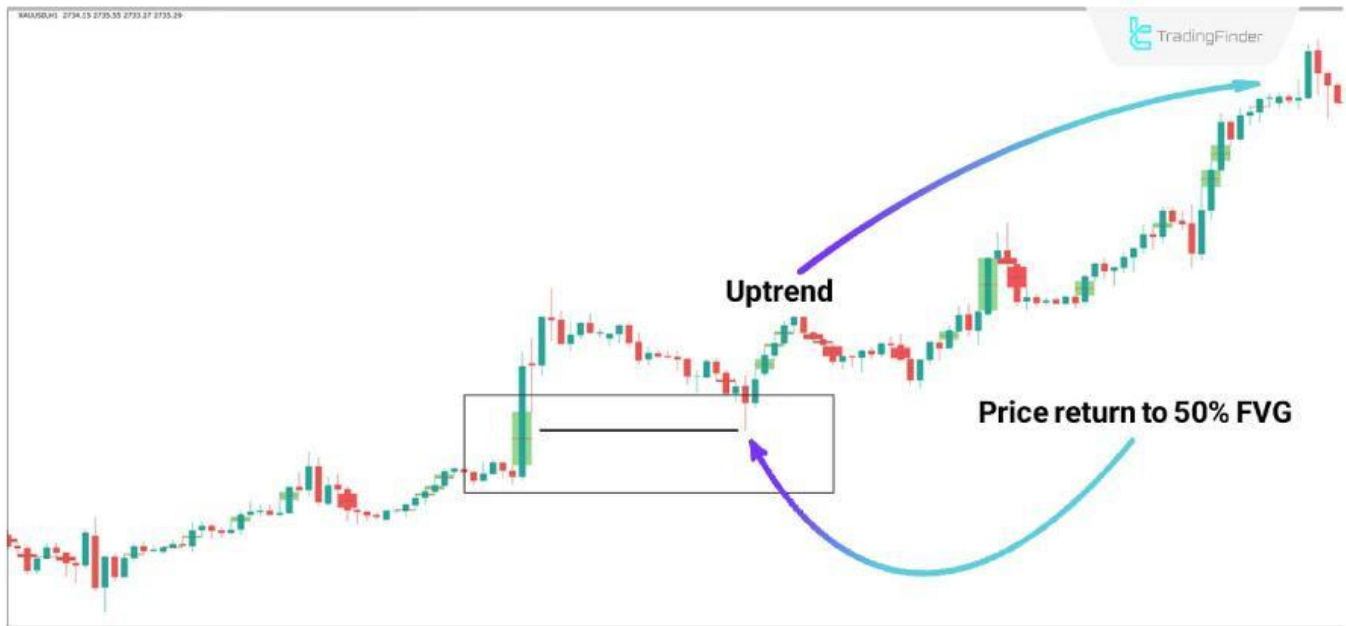
Indicator Specifications Table

Category	ICT - Liquidity - Supply and Demand
Platform	MetaTrader 4
Skill Level	Advanced
Indicator Type	Continuation - Reversal
Timeframe	Multi timeframe
Trading Style	Scalping - Day Trading
Market	Forex - Stocks - Commodities

Imbalance Detector in an Uptrend

According to the 1-hour price chart of **Gold (XAU/USD)**, the indicator first draws a Fair Value Gap (FVG) as a green box. The middle line of the box represents 50% of the "FVG" imbalance area.

When the price returns to this level, it provides a favorable condition for entering buy (Long) trades.

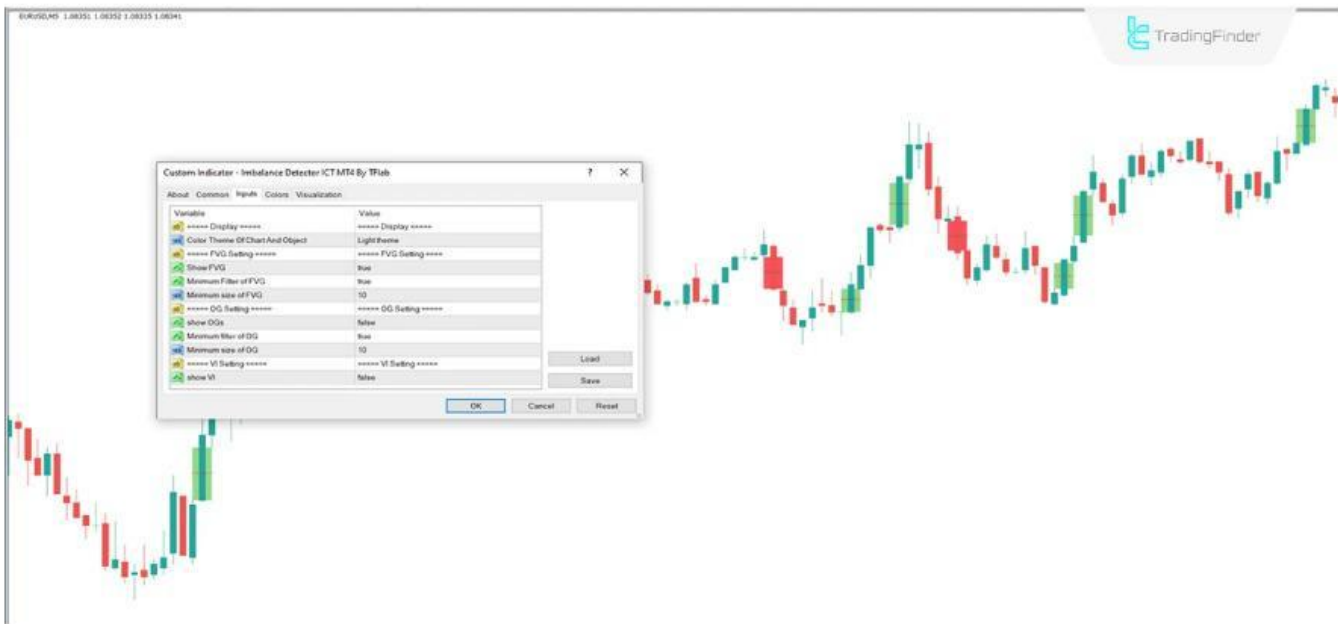


Imbalance Detector in a Downtrend

Similar to the uptrend, in the 5-minute price chart of **EUR/USD**, the gap between two non-adjacent candles is marked with a red box. The chart shows that the price has returned to 50% of the bearish "FVG" and then resumed the downtrend.



Indicator Settings



Sources:

- 1- Imbalance Detector indicator in ICT style for MT 4:
<https://tradingfinder.com/products/indicators/mt4/imbalance-detector-free-download/>
- 2- Imbalance Detector indicator in ICT style for MT 5:
<https://tradingfinder.com/products/indicators/mt5/imbalance-detector-free-download/>
- 3_ Imbalance Detector indicator in ICT style on YouTube:
<https://youtu.be/ej9ly1XXDjo>
- 4- All Indicators: <https://tradingfinder.com/products/indicators/>



[Website](#)



[Indicator link](#)



[Youtube Channel](#)



[Instagram](#)