Completa las palabras, y escribelas sobre las líneas.



pul__

_____

__pá

_____

__na

____

__loma

_____



__leta

_____

__stido

_____



__lota

_____



to__te

_____

MATERIAL PARA MAESTROS
www.materialparamaestros.com

LIVEWORKSHEETS

Recorta las oraciones y pegalas donde corresponde.





MATERIAL PARA MAESTROS
www.materialparamaestros.com

La paloma sale sola.	Esa ropa es mía.
Ese es mi pastel.	Papá usa pipa.

LIVEWORKSHEETS

Observa el dibujo y con las sílabas recortables forma la palabra y por último escribela.



		1	
		2	
		3	



		1	
		2	
		3	



		1	
		2	
		3	



		1	
		2	
		3	



		1	
		2	
		3	

na	nis	pal	te	mo
no	no	tes	len	lu

www.materialparamaestros.com
LIVEWORKSHEETS

Escribe las palabras que faltan guiandote por los dibujos y lee las oraciones.

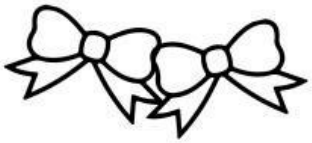

Esa niña no tiene _____

Toño tiene una _____

Las _____ están limpias.



La niña pinta el _____

La _____ está lista.

MATERIAL PARA MAESTROS
www.materialparamaestros.com
LIVEWORKSHEETS

Lee los enunciados y copialos en las líneas separando las palabras.

•Latorreesalta.

_____

•ElremoesdeRaúl.

_____

•Esaropaesmía.

_____

•Mipapásepasea.

_____

•Tomaunatuna.

_____

•Toñotienesueño.

_____

MATERIAL PARA MAESTROS
www.materialparamaestros.com
LIVEWORKSHEETS

Une cada dibujo con su nombre y colorealos.



coco

rosa

carro

tenis

bebé



mosca

camisa



comida

MATERIAL PARA MAESTROS
www.materialparamaestros.com

LIVEWORKSHEETS

Recorta las oraciones y pegalas donde corresponde.





www.materialparamaestros.com

Toma unas tunas.	El nene está pelón.
El pan tiene nata.	Elenita pinta una rosa.

LIVEWORKSHEETS

Escribe las palabras que están abajo en el lugar que le corresponde según el dibujo. Sobraran algunas.

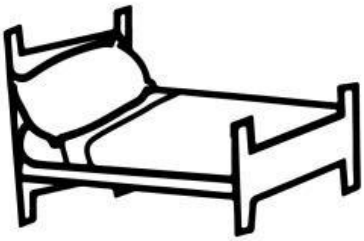



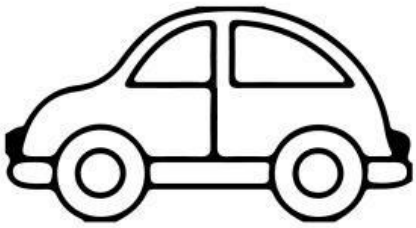

cuna	elote	coco	copete	mosca
caña	cama	camisa	carro	carta

MATERIAL PARA MAESTROS
www.materialparamaestros.com
LIVEWORKSHEETS

Completa las palabras, y escribelas sobre las líneas.

__do

_____

__berón

_____

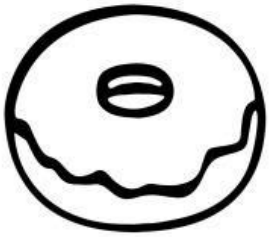

__na

_____

__ente

_____

__lcán

_____

__lda

_____

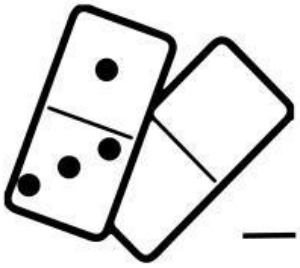

__mino

_____

__nero

_____

LIVEWORKSHEETS

Lee los enunciados y copialos en las líneas separando las palabras.

•Cucatienecomida.

_____

•Elcarrocorrepoco.

_____

•Quiquecomióqueso.

_____

•Roquecomeunpanque.

_____

•Aldotienedosdados.

_____

•Danielandaalamoda.

_____

MATERIAL PARA MAESTROS
www.materialparamaestros.com
LIVEWORKSHEETS

Escribe el nombre de cada dibujo.

		

	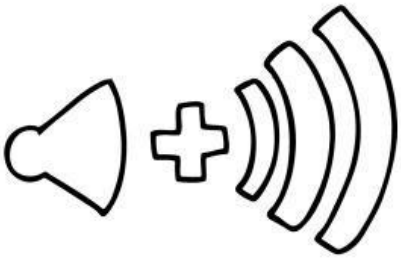	

		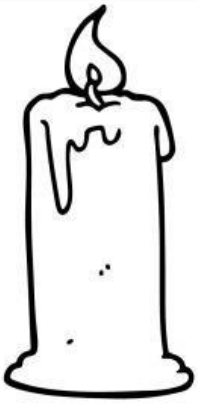

MATERIAL PARA MAESTROS
www.materialparamaestros.com
LIVEWORKSHEETS

Lee, recorta y pega el nombre de cada dibujo donde corresponde.



MATERIAL PARA MAESTROS
www.materialparamaestros.com

reloj	gusano	abeja
avión	hormiga	suma
billete	serpiente	mariposa

LIVEWORKSHEETS

Recorta las oraciones y pegalas donde corresponde.





Federico toma fotos.	Alfonso come donas.
Ofelia tiene una falda.	La foca Fifi juega.

LIVEWORKSHEETS

De las palabras que están abajo, copia las que correspondan y escríbelas al pie del dibujo respectivo.



_____ _____ _____

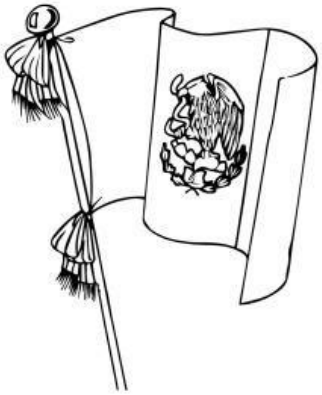



_____ _____ _____

jarra bandera abeja sonaja jirafa
trigo juguete conejo princesa

MATERIAL PARA MAESTROS
www.materialparamaestros.com

LIVEWORKSHEETS

Escribe las palabras que faltan guiandote por los dibujos y lee las oraciones.



Hay _____ en el piso.



Ahí estaba el _____

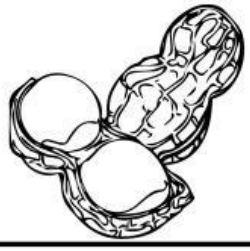

Hugo come _____



La _____ carga hojas.

MATERIAL PARA MAESTROS
www.materialparamaestros.com
LIVEWORKSHEETS