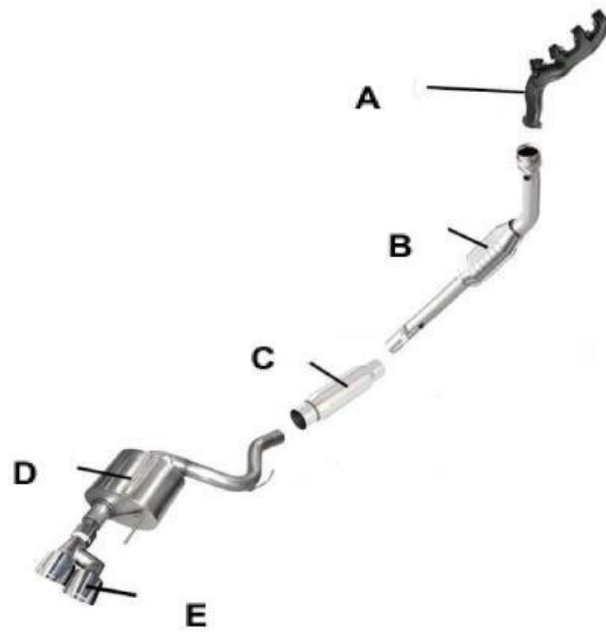
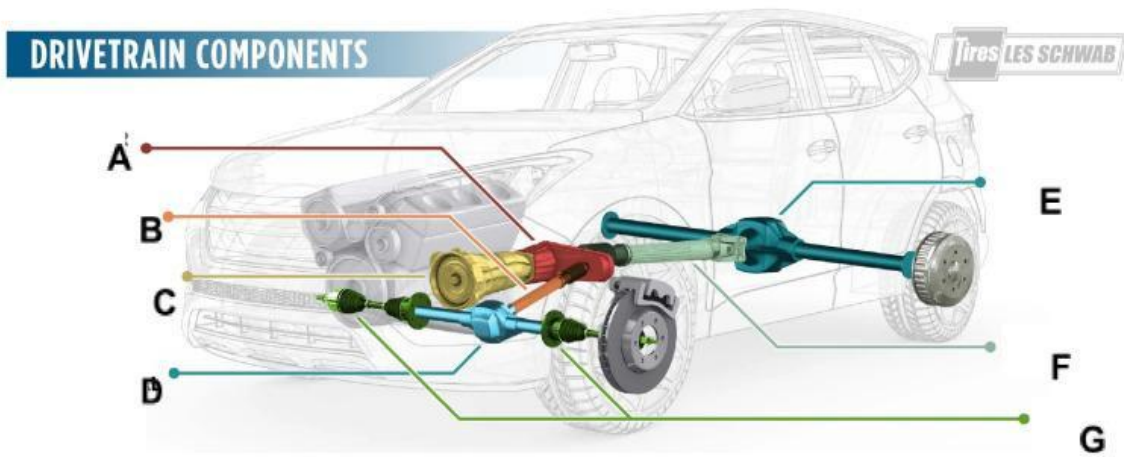






Write the name of the following parts of the exhaust system.



Identify the following parts of the drivetrain.



Write the pictures to the words.

	CLUTCH CABLES
	STARTER MOTOR
	SPARK PLUG
	ALTERNATOR

Write the correct word for each definition.

The main source of power for the electrical system.	
The main structure of the chassis of a motor vehicle.	
A skeletal frame on which various mechanical parts like engine, tires, axle assemblies, brakes, steering etc. are bolted.	
A small safety part in an electrical device that causes it to stop working if the electric current is too high.	
The alternator is powered by the engine through the use of this.	
A piece in the fuel line that screens out dirt and rust particles from the fuel, normally made into cartridges containing a filter paper. They are found in most internal combustion engines.	
It is an essential component on a car because fuel pressure needs to be within certain specifications for the engine to run correctly.	
The nozzle and valve through which fuel is sprayed into a combustion chamber.	
It is used to maintain steady fuel supply, even during dramatic changes in fuel demand.	