



4 USEFUL LANGUAGE

Asking for and giving directions

a Complete the questions with the words in the box.

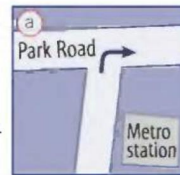
tell where there how

- 1 Is _____ a bank near here?
- 2 Can you _____ us how to get to South Street?
- 3 _____ do I get to Park Road?
- 4 _____ can I find a supermarket?

b Look at the phrases for giving directions. Change the marked words with the words in the box.

a supermarket on left


- 1 Go straight **along the road**.
- 2 The bank is on your **right**.
- 3 Go straight on until you come to **Park Road**.



c Match the directions with maps a-b.

- 1 Turn right **at** the metro station.
- 2 Turn right **into** Park Road.




d  2.42 Complete the conversation with the words in the box. Listen and check.

go (x3) turn (x2) get can come

- A** Excuse me, ¹ _____ you tell me how to ² _____ to the park?
- B** Yes, ³ _____ straight on and ⁴ _____ right at the corner.
- A** Is that right into King Street?
- B** Yes and ⁵ _____ along King Street until you ⁶ _____ to Park Road, then ⁷ _____ left.
- A** Left into Park Road?
- B** Yes and ⁸ _____ straight on for about 50 metres. The park is on your right.
- A** Thank you very much.

5 PRONUNCIATION

Sentence stress

a  2.43 Read and listen to B's directions in 4d. Notice the stressed words.

Go straight on and turn right at the corner.
 Go along King Street until you come to Park Road, then turn left. Go straight on for about fifty metres. The park is on your right.

b Choose the correct answer.

When we give directions, we stress:

- 1 only the verbs and nouns
- 2 the words for direction and place
- 3 the little words that join ideas.