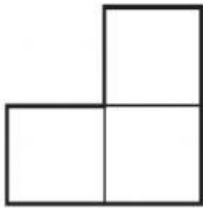


Name: Click or tap here to enter text.

Counting Area Worksheet

Directions: Find the areas below by counting the square units and typing the answer into the box next to each rectangle.


Examples:



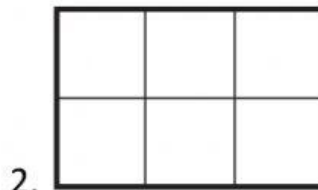
= 3 square units



= 1 square unit



= _____



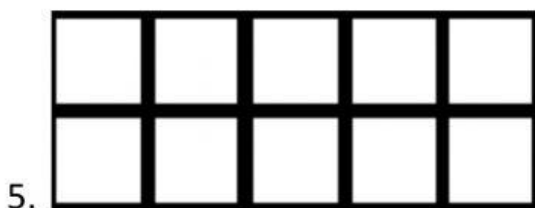
= _____



= _____



= _____



= _____



= _____