


1 Look and write the numbers next to the words.



- | | | | | | |
|----------------|--------------------------------|---------|----------------------|-----------|----------------------|
| shelf | <input type="text" value="3"/> | pillow | <input type="text"/> | some toys | <input type="text"/> |
| a lot of books | <input type="text"/> | cabinet | <input type="text"/> | | |
| blanket | <input type="text"/> | rug | <input type="text"/> | | |

2 Look at the picture again. Draw lines and make sentences.

There's books on the shelf.

There are some a blanket in the cabinet.

There are a lot of toys on the bed.

a pillow on the floor.

a rug

1 Look and write the words.

eleven twelve thirteen fourteen ~~sixteen~~
seventeen nineteen twenty

16

sixteen

11

19

12

13

20

14

17

2 Listen and draw these things in the picture. 37



pillow



book



pencils



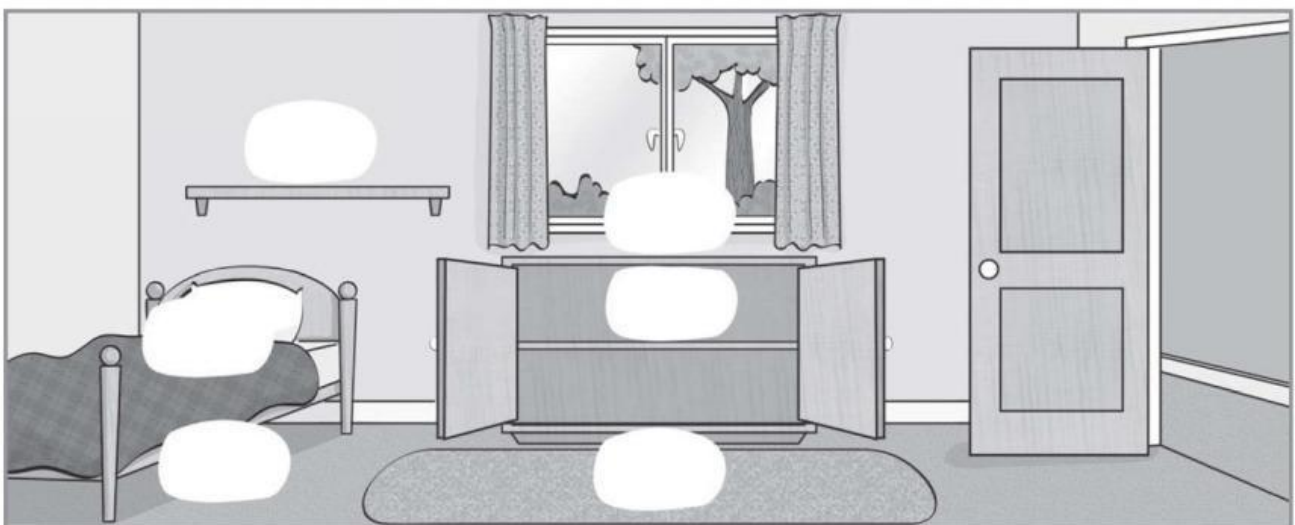
car



train



teddy bear



1 Listen and read. Then act.  38



2 Look at the story and read the questions. Write one-word answers.

1 What's under the bed?

a a kite

2 What's on the bed?

some _____

3 What's in the cabinet?

a lot of _____

4 What's under the rug?

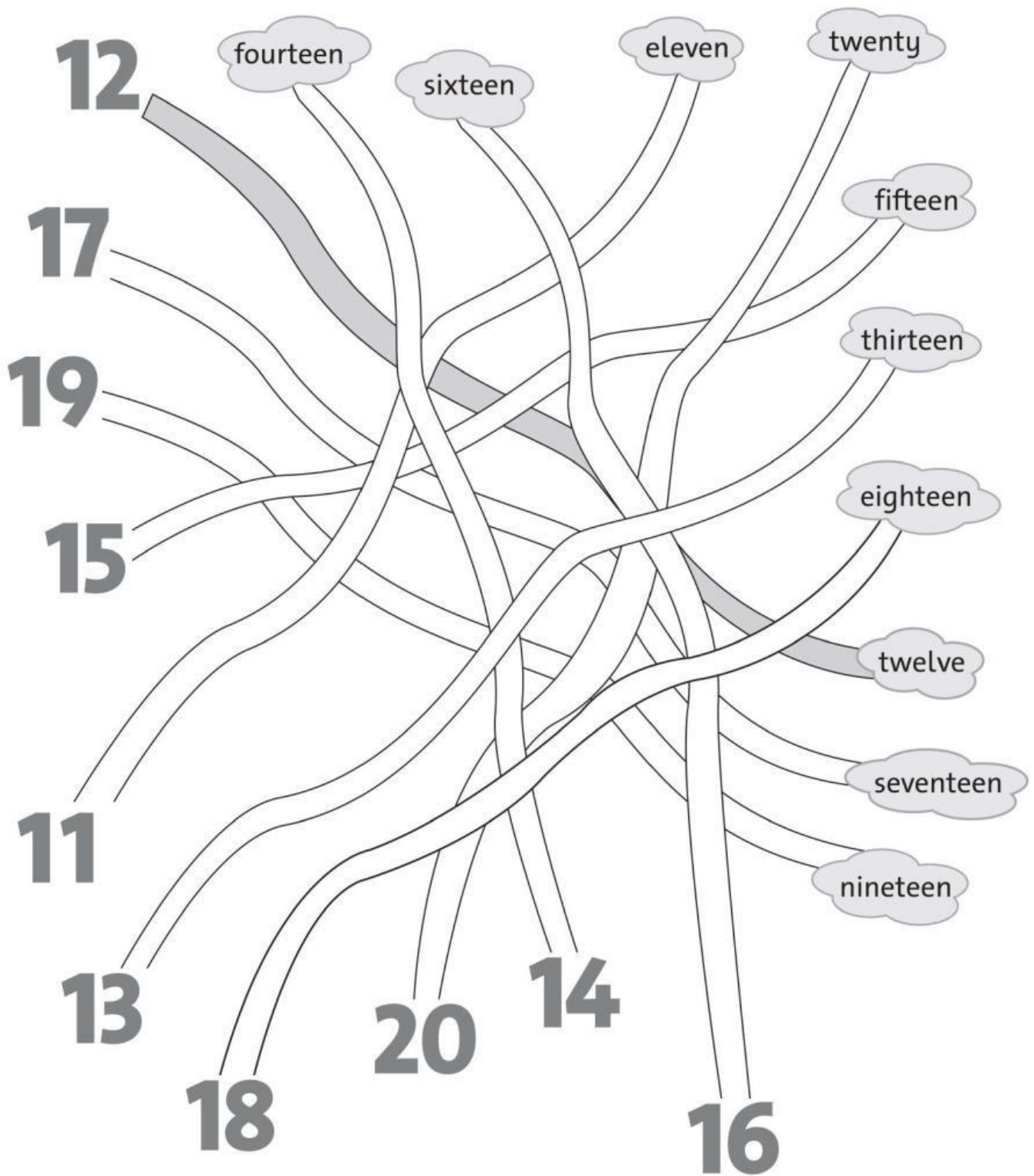
her _____

3 Write about your bedroom.

There's a _____ and a _____. There are some _____.

There are a lot of _____.

Colour the lines from the pictures to the words.



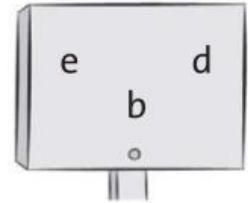
Reading & Writing, Part 3

Look at the pictures. Look at the letters. Write the words. There is one example.

Example

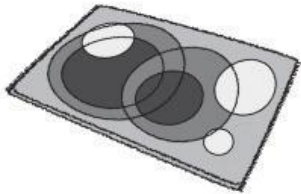


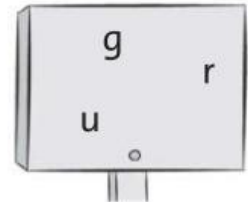
b e d



Questions

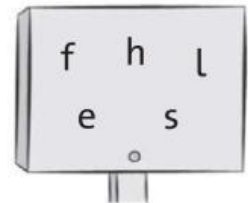
1






2





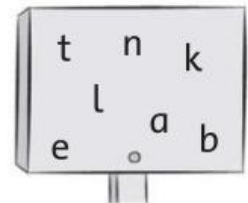
3





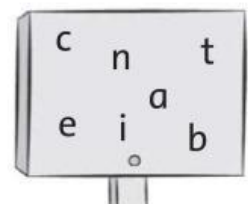
4






5





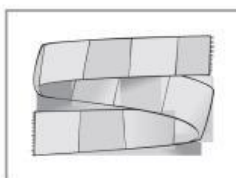
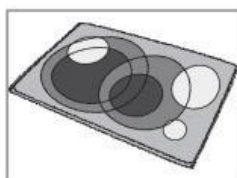
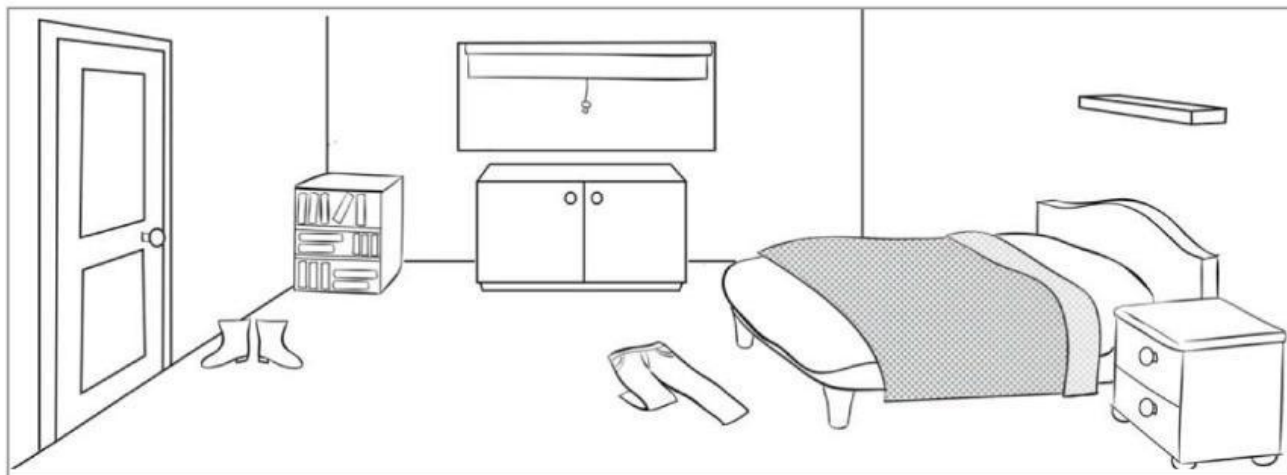
Listening, Part 1

Listen and draw lines. There is one example.  39



Child A

- Colour your bedroom picture.
- Now tell your friend where things are and what colour they are.



Child B

- Colour your bedroom picture.
- Now tell your friend where things are and what colour they are.

