

RULES OF THE ROAD

Traffic rules

- 1 You mustn't drive more than 30 mph.
- 2 You must stop when the traffic light is red.
- 3 You mustn't enter this street.
- 4 You must keep straight on. You mustn't turn left.
- 5 You mustn't park here.
- 6 You must cycle in the cycle lane. You mustn't cycle on the pavement.
- 7 You must wear a crash helmet when you ride a motorbike.
- 8 You mustn't cross the road. You must wait for the green man.



Read the traffic rules. Then match the rules to people **a-h** in the picture.

1 -

5 -

2 -

6 -

3 -

7 -

4 -

8 -

Look at the picture again and find these things:

- Parking meter -
- Traffic sign
- Cycle lane
- Pedestrian crossing
- Traffic lights
- Traffic warden
- Pavement
- Crossroads

Look at the traffic signs. Make sentences with **must** / **mustn't** and these words:

turn left, stop, wear a crash helmet, cross the road, park, keep straight on



1. You must...

2.

3.


4.

5.

6.

crossroads cycle lane parking-meter pavement pedestrian crossing traffic sign traffic warden

1 parking meter



Look at the picture and complete the sentence. Use **must** or **mustn't**.

1. The car _____ stop if people are crossing the road.
2. The van _____ drive in the cycle lane. Only bikes
_____ use the cycle lane.
3. The motorbike _____ turn left. It _____
keep straight on.
4. The moped _____ drive on the pavement.
5. The man on the motorbike _____ wear a crash
helmet.

REVISION

Can you remember? Complete the words:



This is a p _ _ _ _ _ c _ _ _ _ _ .



This is a c _ _ _ _ _ .



This is a p _ _ _ _ _ m _ _ _ _ _ .



This is a t_____ s_____.



This is a p_____.



This is a c_____ l_____.



These are t _ _ _ _ _ l _ _ _ _ _ .




This man is a t _ _ _ _ _ w _ _ _ _ _ .

MUST AND MUSTN'T

1. Cars _ _ _ _ _ stop if people are crossing the road.
2. Cars _ _ _ _ _ drive in the cycle lane. Only bikes
_ _ _ _ _ use the cycle lane.



3. When you see this sign , you _ _ _ _ _ turn left.
You _ _ _ _ _ keep straight on.
4. Bikes and motorbikes _ _ _ _ _ use the pavement.
5. When you are riding a bike or a motorbike, you
_ _ _ _ _ wear a helmet.

GIVING DIRECTIONS



roundabout	take the second right	next to	turn right	go past
take the second left	traffic lights	go straight on	opposite	turn left

A

Go straight on. Then take the first left on to Green Street. Walk past the library and it's the building next to the library on the left.

It's the _____.

B

Go straight on. Go past the traffic lights. You will see a shop on the right. Go past that and it's on the right next to the shop.

It's the _____.

C

Go straight on. Go past the traffic lights and go straight on until you get to the roundabout. At the roundabout turn left. Go past the theatre. It's the building next to the theatre, opposite the hospital.

It's the _____.

D

Go straight on. Go past the traffic lights and take the second right on to King's Road. Go past the bookshop. It's the building next to the bookshop opposite the café.

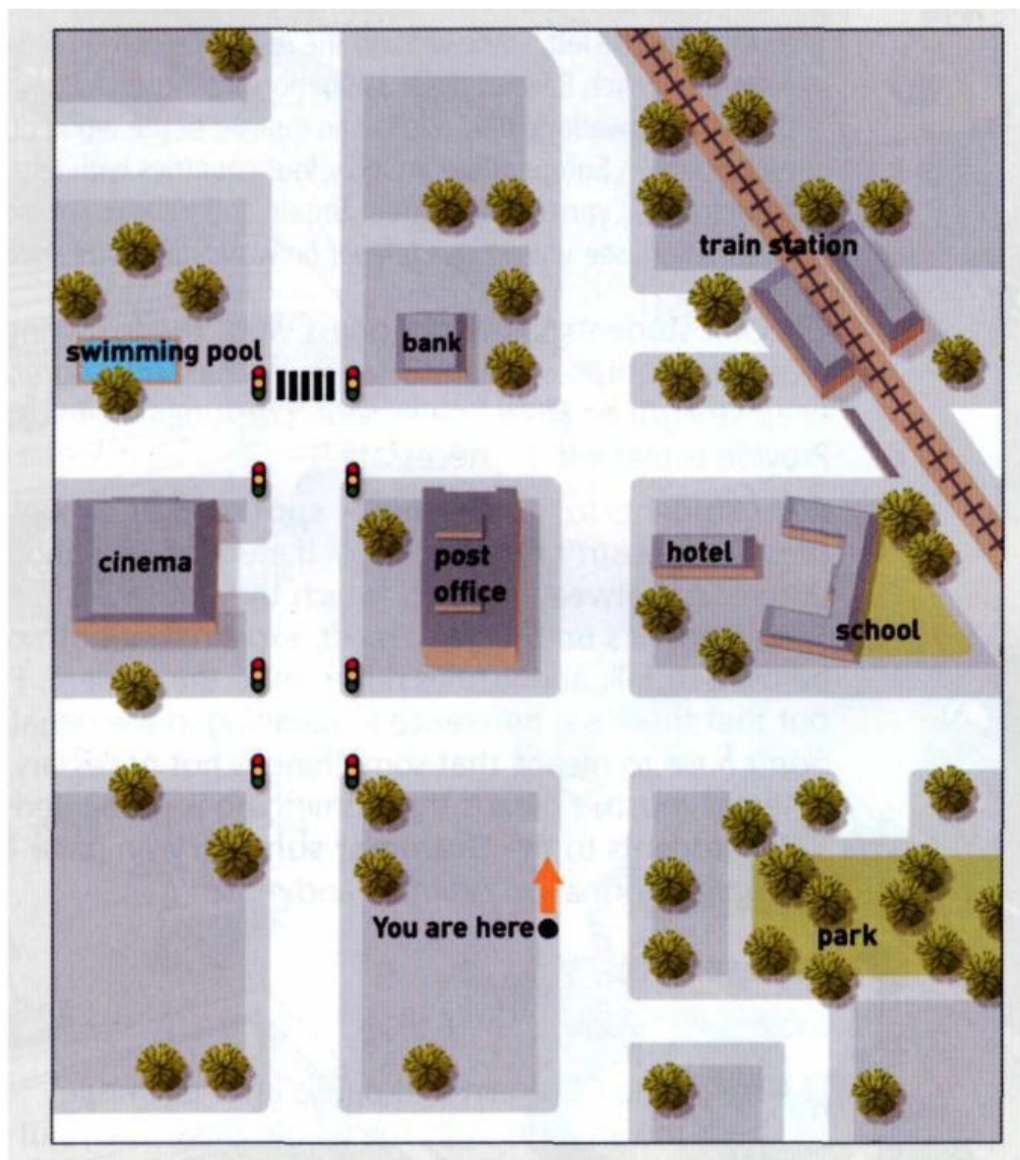
It's the _____.

Complete the gaps:

take	past	on	straight	At	second	Go
------	------	----	----------	----	--------	----

1. Go _____ on.
2. _____ past the traffic lights.
3. It's the building next to the library _____ the left.
4. _____ the roundabout turn left.
5. Then _____ the first left on to Green Street.
6. Go _____ the traffic lights and take the _____ right on to King's Road.

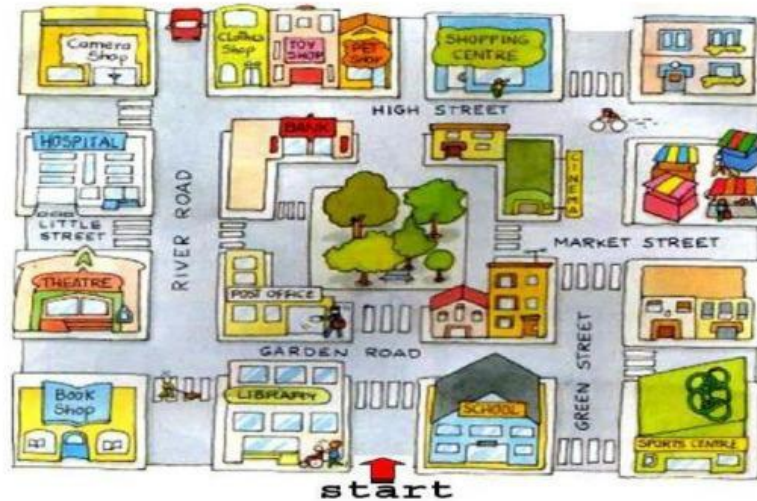
Look at the map. Find *You are here* and follow the instructions. What are the missing words?



A: Excuse me, where is the _____, please?

B: Turn left at the crossroads. Keep straight on until the traffic lights and turn right. Then keep straight on until the pedestrian crossing. Cross the road. Keep straight on. The _____ is on the right.

Read the directions and choose the correct word



1. Go straight on, turn left, go past the post office and turn right. It's the second building on your left. You are at the .
2. Go straight on, turn right and then turn left into Green Street. Go straight on, pass the park and turn left. It's on your right. You are at the .
3. Go straight on, turn left, go past the library and you'll see it on your left. You are at the .
4. Go straight on, turn left and turn right into River Road. It's next to the park, at the corner of River Road and High Street. You are at the .
5. Go straight on, turn right and then left. It's the second building on your left. You are at the .

to pass = to go past

at the corner of ...

