How Many Butterflies?

Skills:

Addition & Subtraction to 8

Creepy Crawlies

Add.

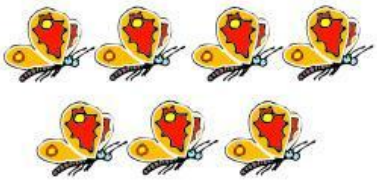

$$\begin{array}{r} 4 \\ +\ 3 \\ \hline \end{array}$$

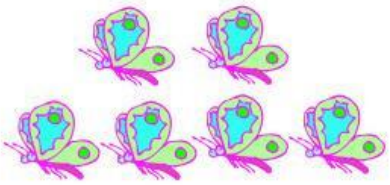

$$\begin{array}{r} 2 \\ +\ 4 \\ \hline \end{array}$$

$$\begin{array}{r} 8 \\ +\ 0 \\ \hline \end{array}$$



$$\begin{array}{r} 1 \\ +\ 5 \\ \hline \end{array}$$

Subtract.

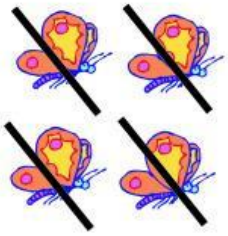

$$\begin{array}{r} 4 \\ -\ 4 \\ \hline 0 \end{array}$$



$$\begin{array}{r} 6 \\ -\ 2 \\ \hline \end{array}$$

$$\begin{array}{r} 5 \\ -\ 3 \\ \hline \end{array}$$

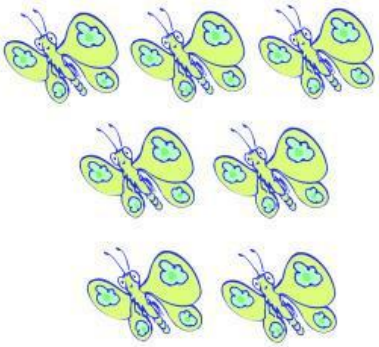

$$\begin{array}{r} 7 \\ -\ 5 \\ \hline \end{array}$$

Math • EMC 4545 • ©2005 by Evan-Moor Corp.

LIVEWORKSHEETS

Pretty Patterns

Skills:
Patterns

Circle the shape that comes next in each pattern. Label the patterns.



Creepy Crawlies

©2005 by Evan-Moor Corp. • EMC 4545 • Math

LIVEWORKSHEETS

Bug Problems

Skills:

Addition & Subtraction to 8

Note: You may need to help your child read the word problems.

Write the problems. Answer them.

8 were marching.
3 stopped.

How many ants were still marching?

_____ ants were still marching.

4 were looking for aphids. 3 more ladybugs came.

How many ladybugs in all?

There were _____ ladybugs in all.

6 were chirping.
2 more came.

How many crickets were chirping?

_____ crickets were chirping.

5 were buzzing.
4 stopped.

How many bees were buzzing?

_____ bee was buzzing.

Creepy Crawlies

Math • EMC 4545 • ©2005 by Evan-Moor Corp.

LIVEWORKSHEETS

What's the Time?

Skills:

Telling Time to the Hour

Note: You may need to read the information to your child.

There are 2 hands on a clock.

- The shorter hand is the **hour hand**. It points to the hour.
- The longer hand is the **minute hand**. It points to 12 when the time is "on the hour."

Write the time.



Creepy Crawlies

©2005 by Evan-Moor Corp. • EMC 4545 • Math

LIVEWORKSHEETS

The Ant Families

Skills:

Addition & Subtraction to 8

Make 2 addition problems and 2 subtraction problems.



1 + 3 = 4
3 + 1 = 4
4 − 1 = 3
4 − 3 = 1



___ + ___ = ___
___ + ___ = ___
___ − ___ = ___
___ − ___ = ___



___ + ___ = ___
___ + ___ = ___
___ − ___ = ___
___ − ___ = ___



___ + ___ = ___
___ + ___ = ___
___ − ___ = ___
___ − ___ = ___

Circle the one that does **not** belong in this "family."

1 + 6 = 7 6 + 1 = 7 7 − 1 = 6 6 − 1 = 5

Which 3 numbers are "family members"?

___ ___ ___

Creepy Crawlies

Math • EMC 4545 • ©2005 by Evan-Moor Corp.

LIVEWORKSHEETS

Bug Collection

Skills:

Completing and Reading a Graph

Color the graph to show how many.



	1	2	3	4	5	6	7

1. There were the most 

2. There were the least

3. Which 2 bugs had the same number? 

Creepy Crawlies

©2005 by Evan-Moor Corp. • EMC 4545 • Math

LIVEWORKSHEETS

What's Missing?

Skills:

Addition & Subtraction to 8

Fill in the numbers.



Creepy Crawlies

Math • EMC 4545 • ©2005 by Evan-Moor Corp.

LIVEWORKSHEETS

Skills:
Fractions

How many parts?

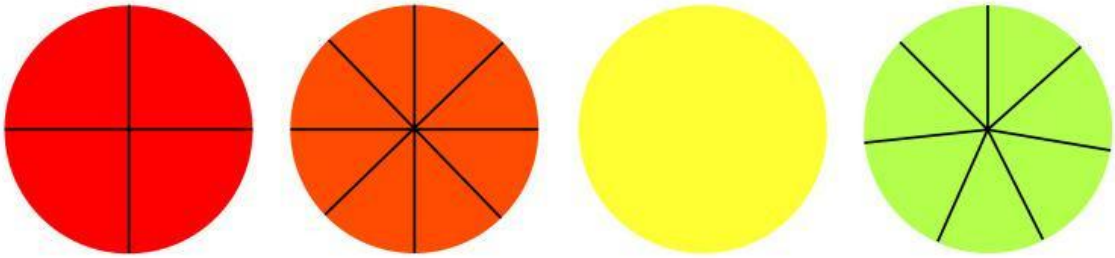

4 parts ____ parts ____ part ____ parts

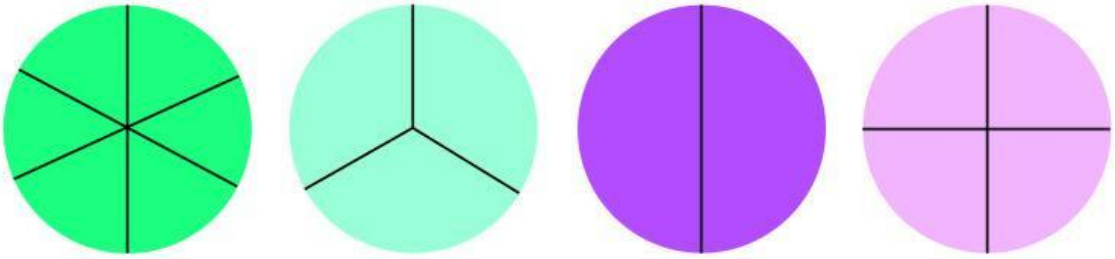

____ parts ____ parts ____ parts ____ parts

Which ones have **2 equal parts**? Circle them.

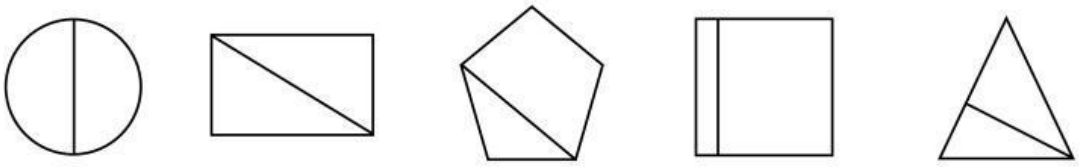

Which ones have **3 equal parts**? Circle them.

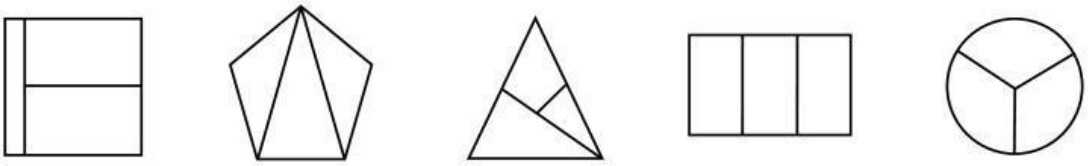

©2005 by Evan-Moor Corp. • EMC 4545 • Math

LIVEWORKSHEETS

Ladybugs Are Everywhere!

Skills:

Addition & Subtraction to 8

Add or subtract. Color the ladybugs that = **6**.

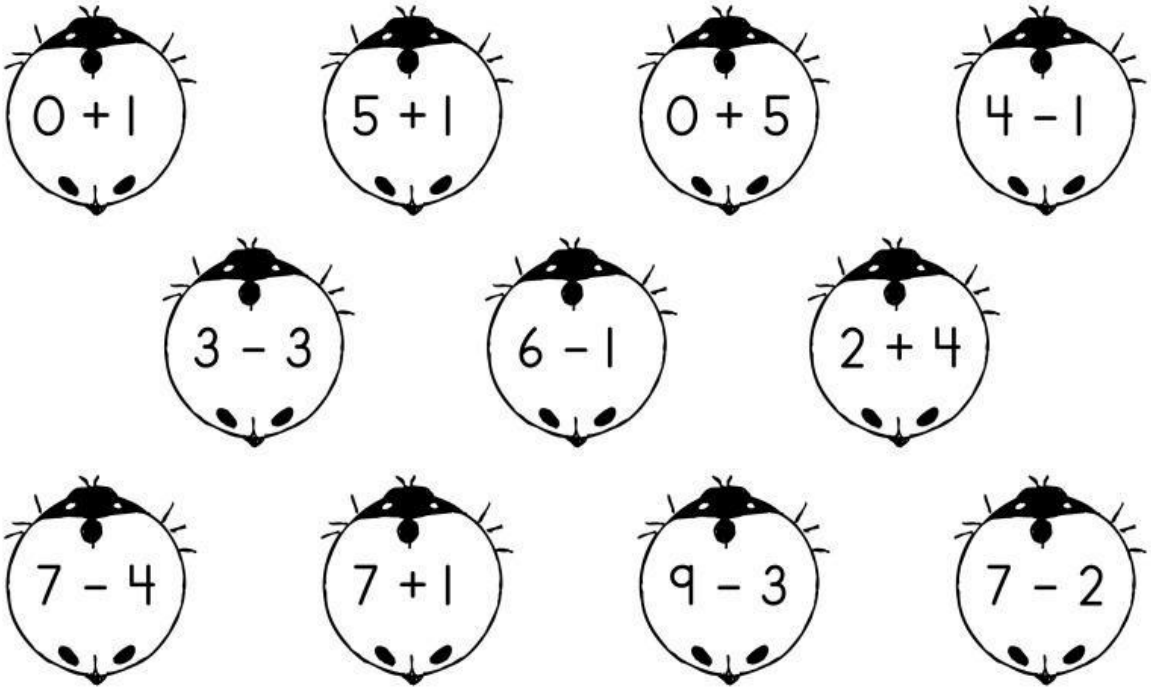

Add or subtract. Color the ladybugs that = **3**.

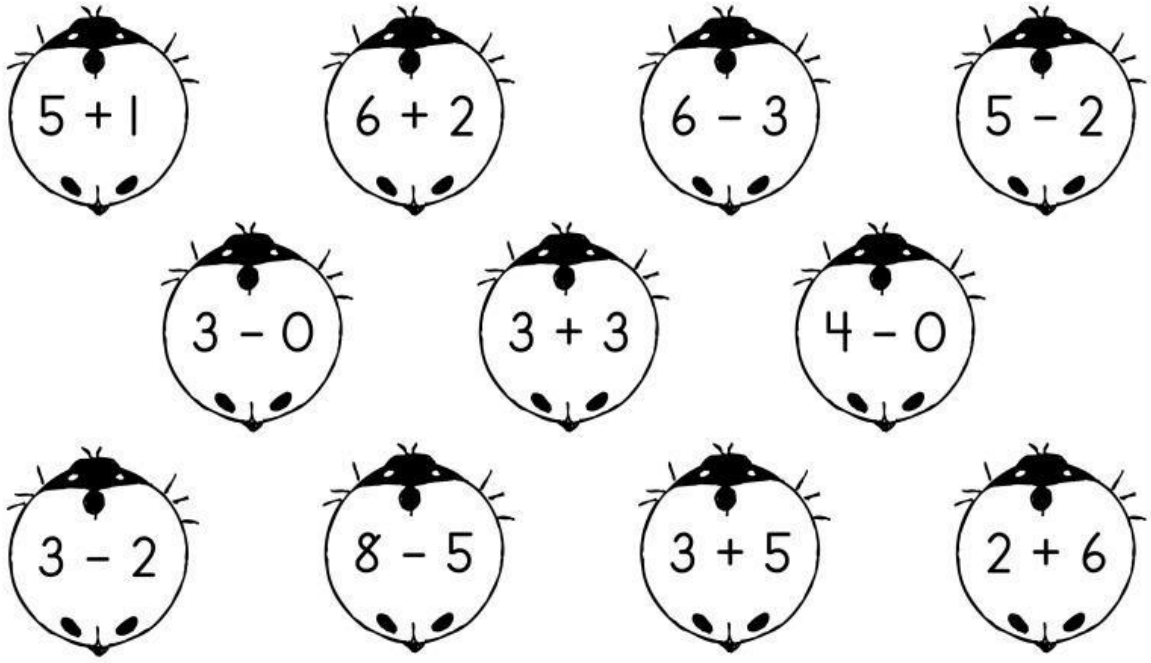

Creepy Crawlies

Math • EMC 4545 • ©2005 by Evan-Moor Corp.

LIVEWORKSHEETS

Skills:

Word Problems: Addition & Subtraction to 6

Note: You may need to help your child read the word problems.

Write the problems. Answer them.

6 were crawling. 3 stopped to take a nap.

How many snails were still crawling?

_____ snails were still crawling.

1 was flying. 3 more dragonflies came.

How many dragonflies were flying?

_____ dragonflies were flying.

6 were eating grass. All 6 hopped away.

How many grasshoppers were still eating grass?

_____ grasshoppers were still eating grass.

2 were sipping nectar. 4 more butterflies came.

How many butterflies were sipping nectar?

_____ butterflies were sipping nectar.

Creepy Crawlies

©2005 by Evan-Moor Corp. • EMC 4545 • Math

LIVEWORKSHEETS

Fraction Fun

Skills:

Fractions

Color $\frac{1}{2}$.

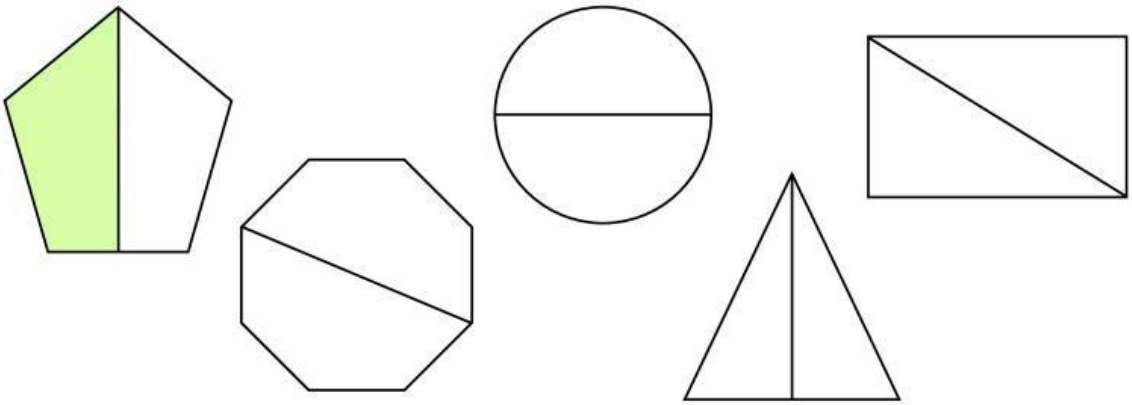

Color $\frac{1}{3}$.

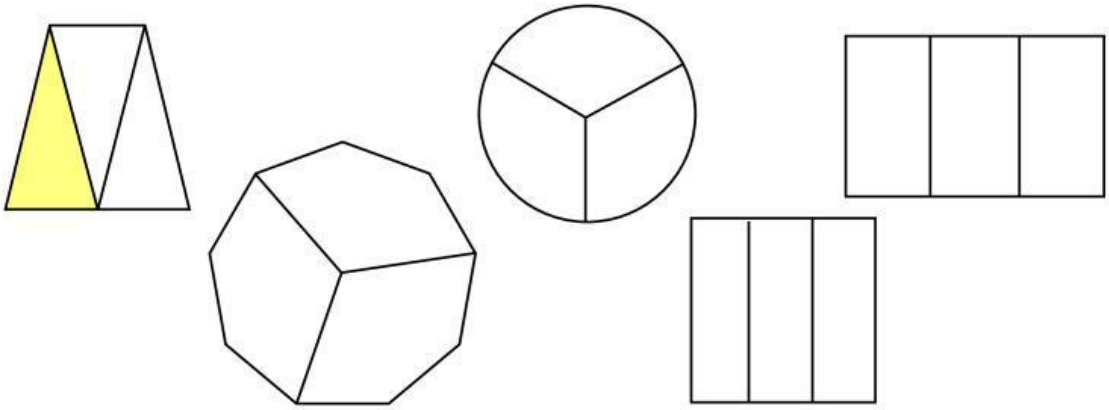

Color $\frac{1}{4}$.

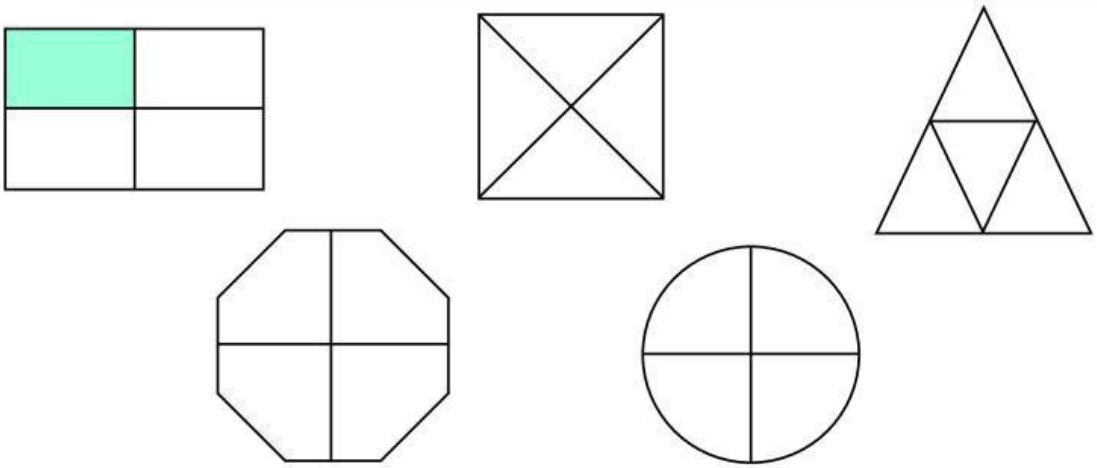

Math • EMC 4545 • ©2005 by Evan-Moor Corp.

LIVEWORKSHEETS

Skills:

Addition & Subtraction to 8

Add and subtract.

5 + 2 = _____

5 - 2 = _____

8 + 0 = _____

8 - 0 = _____

6 + 2 = _____

6 - 2 = _____

4 + 4 = _____

4 - 4 = _____

What Does It Say?

Write the letter that goes with each answer.

B	D	E	G	M	N	O	T	U
7	2	8	3	4	1	4	5	4
- 3	- 2	+ 0	+ 3	+ 3	+ 1	- 3	- 2	+ 1
___	___	___	___	___	___	___	___	___

,

___	___	___	___	B	___	___	___	___
0	1	2	3	4	5	6	7	8

©2005 by Evan-Moor Corp. • EMC 4545 • Math

LIVEWORKSHEETS

Note: Use this assessment after your child has completed through page 51. Help your child read the directions.

Add or subtract.

3 + 5 = ____ 6 + 2 = ____ 8 − 1 = ____ 8 − 5 = ____

8 + 0 = ____ 3 + 2 = ____ 7 − 4 = ____ 7 − 7 = ____

Measure.

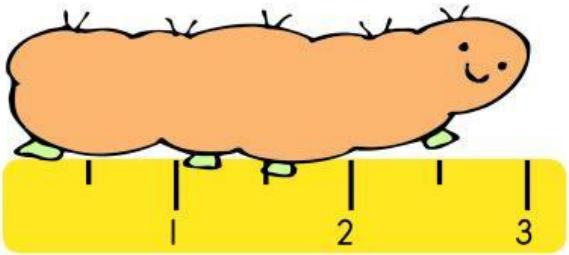

The caterpillar is ____ inches long.

Write the time.

____ : ____

____ : ____

Symmetrical?



yes no

yes no

> or < ?

7 ◯ 4 2 ◯ 8

What is colored?



$\frac{1}{4}$ $\frac{1}{2}$ $\frac{1}{3}$

Finish the pattern. Label it.

____ ____ ____ ____ ____ ____ ____ ____ ____ ____

Math • EMC 4545 • ©2005 by Evan-Moor Corp.

LIVEWORKSHEETS