Downloading and Installing MT4 Indicators from MQL5 [2 Methods]

There are generally **two methods** for downloading and installing indicators. These methods include downloading directly from the **"MQL5"** website and the **"Market"** section of the **MetaTrader 4** platform.

Method 1: Download and Install MetaTrader 4 Indicators from the MQL5 Website

The **"MQL5" website** is one of the sources for **downloading** indicators compatible with the MetaTrader 4 platform. The steps for downloading and installing indicators from this site are as follows:

1# Access the MQL5 Website and Create an Account

To download indicators from the MQL5 website, you must first create a user account. Select the **"Create an Account"** option. If you already have

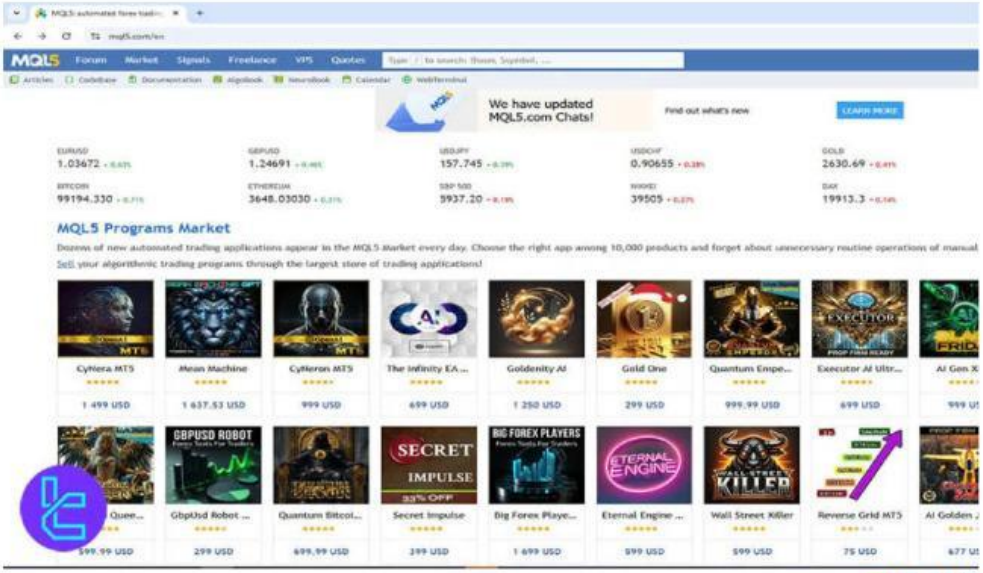

LIVEWORKSHEETS

Users can create a **new account** on the right side of the screen by entering their email and personal information.

The right section of the screen displays the **login page**, where users must enter their **email** and **password**.

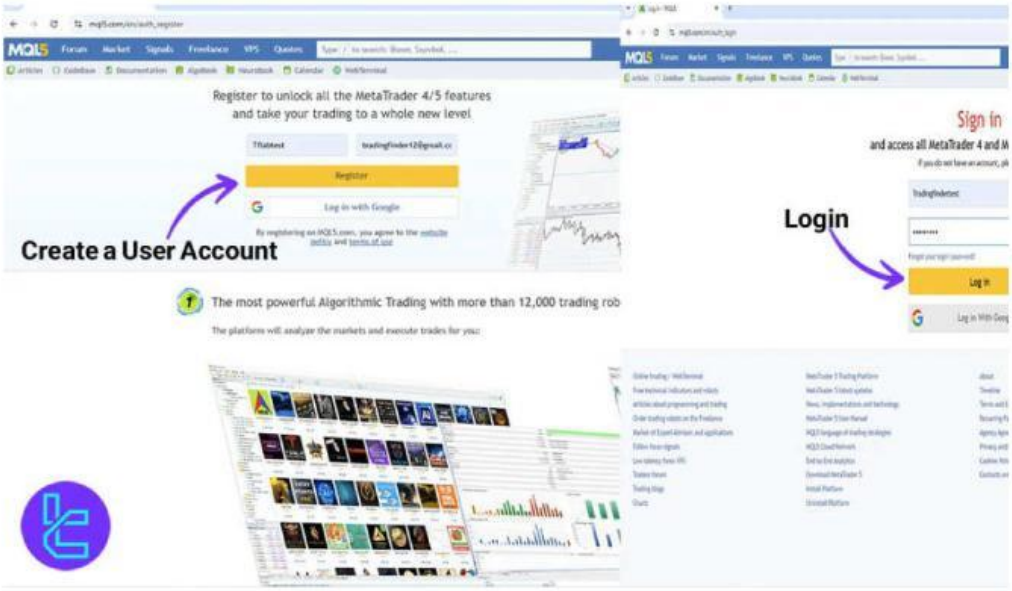

Create an Account on the MQL5 Website by Entering Your Email and Details

2# Search for the Desired Indicator and Download the Executable File

After creating an account, click the **"Market"** option and select the **"Utilities"** section from the left menu in **MetaTrader 4**.

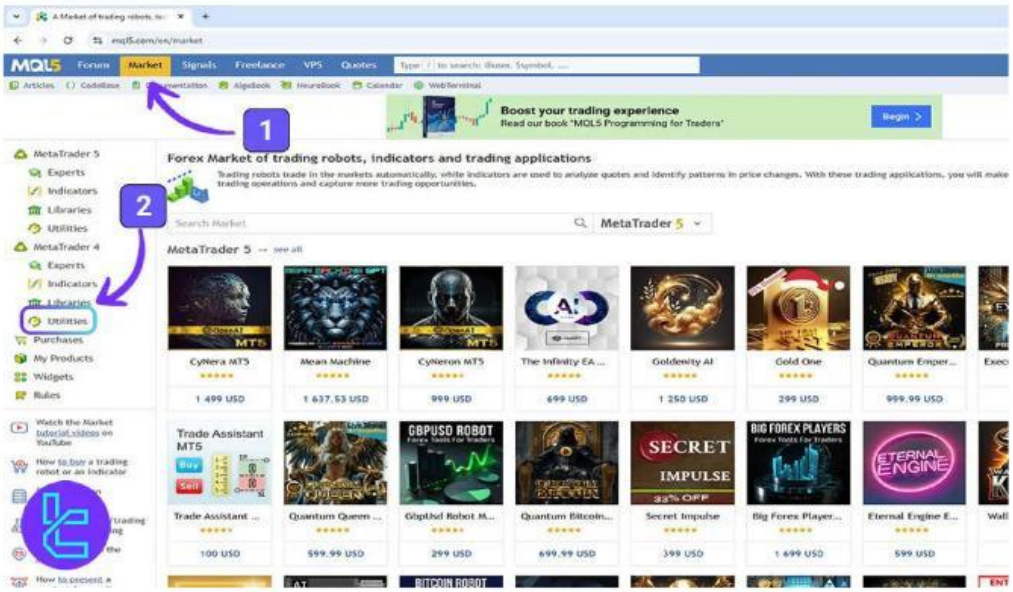

LIVEWORKSHEETS

To search for the desired indicator, go to the Utilities section related to MetaTrader 4

In this section, search for the name of your desired indicator in English in the **"Search box"** and select the corresponding page.

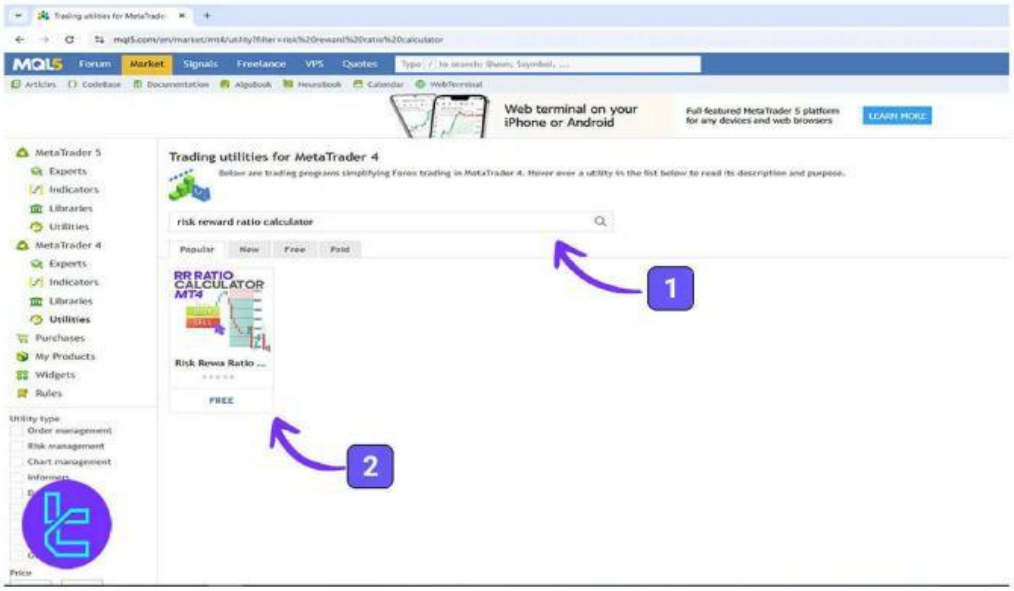

Search for the indicator name in the MQL5 Market and go to the download page

This section contains complete **information** about the indicator's details and functionality.

In addition to textual explanations, you can watch a full and free tutorial on using indicators on the **Trading Finder YouTube** channel.

To download the executable file of the **MetaTrader 4 indicator**, simply click the **"Download"** button.

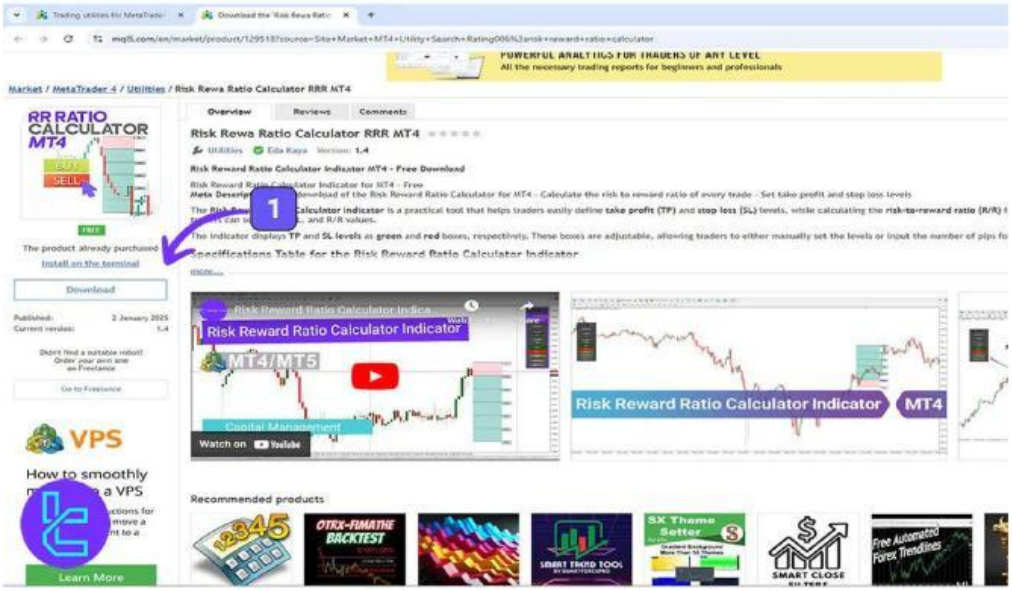

Indicator Information and Download Page on the MQL5 Website

LIVEWORKSHEETS

Clicking **"Yes"** transfers the page to the **MetaTrader 4** platform. If the platform is not **installed**, select **"No"** to automatically download its **installation** file.

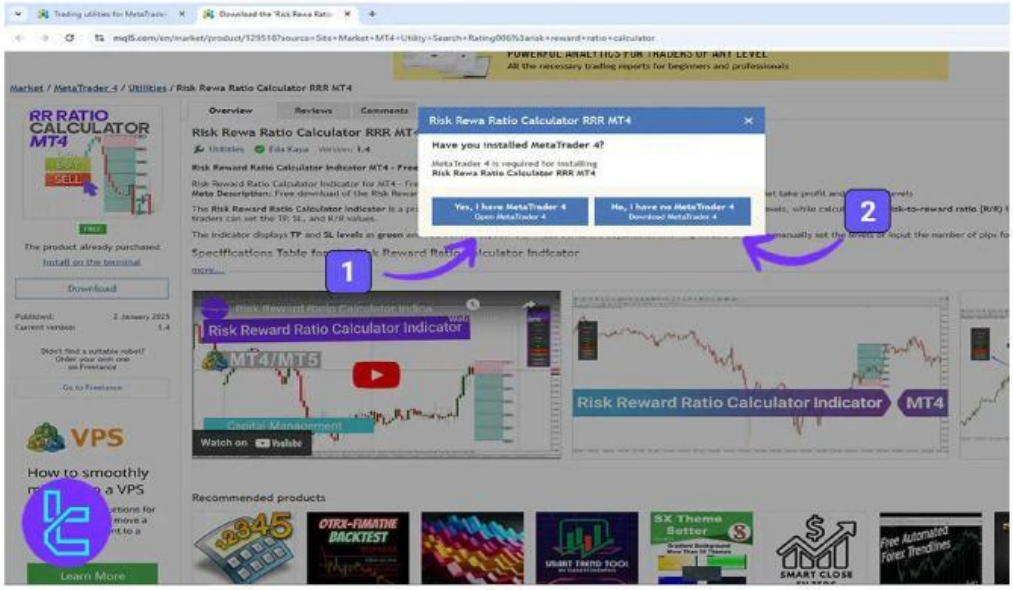

Download or Run the MetaTrader 4 Platform

3# Run the Indicator in the MetaTrader 4 Platform

After entering the **"MT4"** platform, click the **Create Account** option at the top right, and write your MQL5 account details in the **"Log in"** section.

Enter your MQL5 account details in MetaTrader 4 as well

LIVEWORKSHEETS

Then, in the **"Navigator"** section, drag the downloaded indicator file onto the chart and click **"OK"** to execute the indicator on the chart.

Drag the indicator file onto the chart in the MetaTrader 4 platform to run it

Method 2: Download and Install Indicators in the MT4 Platform

Downloading and installing indicators through **MetaTrader 4** involves three steps:

1# Create an Account and Log in to the MQL5 Market Panel

To download indicators from the MetaTrader 4 platform, first, click the **account option** at the top right. If you do not have an account, click **"Register"** to create a new user account.

LIVEWORKSHEETS

From the **"View"** section, click **"Terminal,"** and then select the **"Market"** option from the bottom.

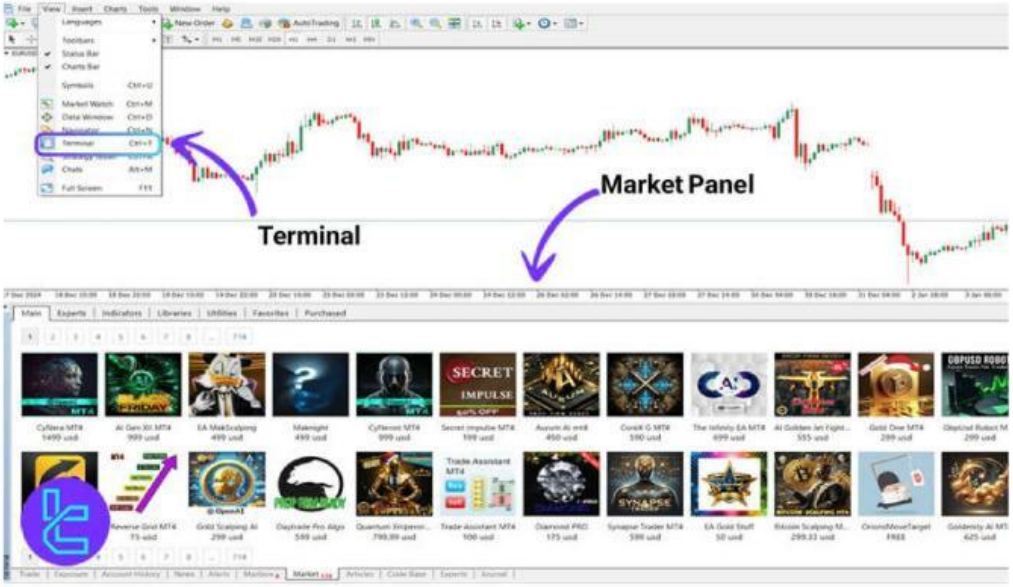

Go to the Market section in MT4 to download the indicator file

2# Search and Download the Indicator

In the Market panel, go to the **"Utilities"** section, search for the desired indicator name in the **"Search"** box, and click on the indicator in the next step.

LIVEWORKSHEETS

This section provides complete **information**, including details and the indicator's functionality. Click the **"Download"** option to download the executable indicator file for the MetaTrader 4 platform.

Download the executable file from the MQL5 Market

3# How to Run the Indicator in the MT4 Platform

After downloading, find the indicator's executable file in the **"Navigator"** section, drag it onto the chart, and select **"OK"** to execute it in the MetaTrader 4 platform.

source:

1.our website link :
https://tradingfinder.com/download-install-mql5-mt4-indicators/

2.all education :
https://tradingfinder.com/education/forex/

3. youtube video:
https://www.youtube.com/watch?v=EQWn04TzDlU

TradingFinder

Educational link

Trading Finder

TradingFinder

tradingfindercom

LIVEWORKSHEETS