



# How to ...

## get help in shops

**2 A**  **4.08** | Listen to someone shopping. Tick the shops he visits.


bookshop   department store  
electronics shop   shoe shop

**B**  **4.08** | Listen again. Number the things in the order you hear about them.

- a The men's clothes department is on the third floor.
- b The book costs £25.
- c Ben tries on the shirt.
- d Ben wants a receipt.
- e Ben pays by phone.
- f Ben wants to buy a book on Thai cooking.
- g The book costs £10.
- h Ben doesn't like the green shirt.



## PRONUNCIATION

**3 A**  **4.09** | linking | Listen to the phrases. Add links between the words that you hear.

- 1 Can I pay by phone?      3 How much is it?
- 2 Can I try it on?      4 Could I have a receipt?


**B**  **4.09** | Listen again and repeat.

## SPEAKING

**4 A** Complete the conversation with one word in each gap.

- A: Excuse me, can you <sup>1</sup> \_\_\_\_\_ me?  
B: Yes, of course.  
A: Do you <sup>2</sup> \_\_\_\_\_ laptop chargers? For this laptop?  
B: Let me see ... yes, we do. Here you are.  
A: Great, thanks. <sup>3</sup> \_\_\_\_\_ much is it?  
B: This one is thirty pounds.  
A: Good, I'll <sup>4</sup> \_\_\_\_\_ it. Can I pay <sup>5</sup> \_\_\_\_\_ phone?  
B: Yes, that's fine.  
A: Could I <sup>6</sup> \_\_\_\_\_ a receipt?  
B: Sure. Here you are.  
A: Thanks.

**B**  **4.10** | Listen and check.

**C**  **4.11** | You are A in the conversation in Ex 4A. Listen and speak after the beep. Record the conversation if you can.

**D** Listen to your recording and compare it to the model in Ex 4B.