



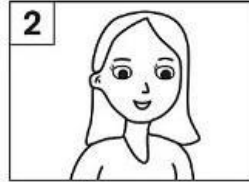

4 My family

LESSON

1

Words

1 Match.




dad

mum

grandma

grandpa

2 Listen and number. TR: 19



3 Read and draw.

This is my family.



1 Listen, read and circle. TR: 20

I've got / I haven't got two brothers and a sister too.
 I've got / I haven't got a cousin. What about you?

I've got / I haven't got two grandmas and a grandpa too.
 I've got / I haven't got an uncle. What about you?



2 Read. Tick (✓) or cross (X).



1 I've got a mum and a dad.

2 I haven't got a cousin.

3 I've got a grandma. I haven't got a grandpa.

4 I've got an uncle. I haven't got an aunt.

aunt	
cousin	
dad	
grandma	
grandpa	
mum	✓
uncle	

1 Read and number the picture.

- 1 This is a birthday cake.
- 2 This is a birthday party.
- 3 This is in the middle.



2 Read and circle. TR: 21

Look at the photo. It's a **class** / **family**.
Can you see Mum?

Count the **boys** / **girls**. One, two, three.
Look at the girl in the middle. Her name's Atdhetare. She's **four** / **five** today! Her sister Arneta is five today too. And her sister Agnesa ... she's five too!

This is a birthday party. Look! A birthday **bag** / **cake**. Happy birthday, Atdhetare, Arneta and Agnesa!



3 Read again and match.

- | | |
|---------------------|-----------------|
| 1 This is a | in the middle. |
| 2 Atdhetare is | birthday party. |
| 3 Agnesa and Arneta | five today. |
| 4 The girls are | are sisters. |

1 Read and tick (✓).



- ☐ Her name is Chris.
☒ His name is Chris.



- ☐ Her name is Becky.
☐ His name is Becky.



- ☐ Her name is Lee.
☐ His name is Lee.



- ☐ Her name is Pat.
☐ His name is Pat.

2 Listen and match. TR: 22



baby sister

cousin

grandpa

mum

Hannah

Joe

Emma

Robert

3 Read, circle and write. Draw.

This is my friend. His/Her name is

_____.

