





Mid-term test

Part 1

- 3 questions -

Listen and put a tick (✓) or a cross (✗) in the box.
There are two examples. 

Examples

A  <input checked="" type="checkbox"/>	B  <input checked="" type="checkbox"/>	1  <input type="checkbox"/>
2  <input type="checkbox"/>	3  <input type="checkbox"/>	

Part 2

- 3 questions -

Listen and tick (✓) the box. There is one example. 

Example

This is my brother. <input checked="" type="checkbox"/>	4 Touch your head. <input type="checkbox"/>
This is my father. <input type="checkbox"/>	Touch your leg. <input type="checkbox"/>
5 This is a bear. <input type="checkbox"/>	6 It's yellow. <input type="checkbox"/>
This is a monkey. <input type="checkbox"/>	It's red. <input type="checkbox"/>

Part 3

- 3 questions -

Listen and tick (✓) the box. There is one example. 

Example





			7 		
<input type="checkbox"/>	<input checked="" type="checkbox"/>	<input type="checkbox"/>	<input type="checkbox"/>	<input type="checkbox"/>	<input type="checkbox"/>
8 			9 		
<input type="checkbox"/>	<input type="checkbox"/>	<input type="checkbox"/>	<input type="checkbox"/>	<input type="checkbox"/>	<input type="checkbox"/>

Part 4

- 3 questions -

Listen and draw lines. There is one example. 

Example

 <p>Charlie</p>	<ul style="list-style-type: none"> This is a snake. It's blue. 	<p>10</p>  <p>Zoe</p>
<p>11</p>  <p>Fred</p>	<ul style="list-style-type: none"> This is my mother. This is my pencil. 	<p>12</p>  <p>Sally</p>

READING

Part 1

- 3 questions -

Look and read. Draw lines. There is one example.

Example



• It's a pencil. •

• This is my father. •

• I like birds. •

• Touch your leg. •



Part 2

- 3 questions -

**Look and read. Put a tick (✓) in the box.
There is one example.**

Example



This is my brother. ☐

This is my sister. ☒



It's a book. ☐

It's a bag. ☐



Touch your leg. ☐

Touch your head. ☐



It's a blue flower. ☐

It's a pink flower. ☐

WRITING

Part 3

- 3 questions -

Look at the pictures. Look at the letters. Trace the correct letter. There is one example.

Example




ap

7



op

8



oy

9



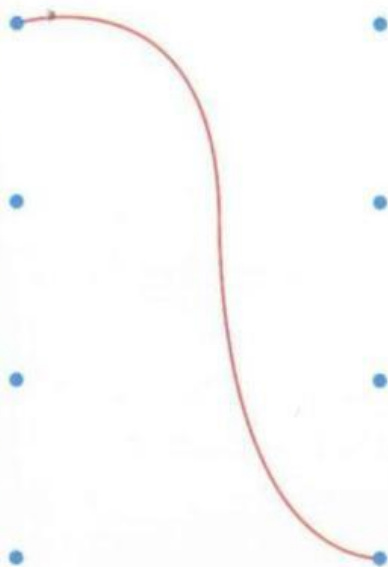
at

Part 4

- 3 questions -

Look and draw lines. There is one example.

Example



• food

• book

• girl

• door

10



11



12



Total

(12 marks)