

Draw a line to match the same geometric shapes.



# Solid Figures



Cube



Sphere



Cylinder



Cone



Pyramid



Rectangular Prism



\_\_\_\_\_



\_\_\_\_\_



\_\_\_\_\_



\_\_\_\_\_



\_\_\_\_\_



\_\_\_\_\_



\_\_\_\_\_

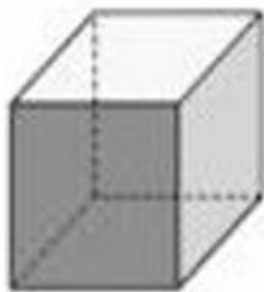


\_\_\_\_\_



\_\_\_\_\_

Draw a line to match the geometric shapes to its name.



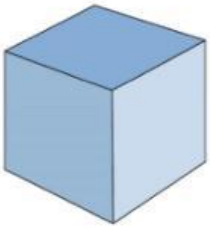
cube

cylinder

sphere

cone





- cone




- cube



- cylinder



- sphere



- Hemisphere



- Triangular prism



- Pyramid



- Rectangular prism