



























Name: \_\_\_\_\_ Grade: \_\_\_\_\_

Organize the letters in the correct order to form the name of the fruit or vegetable. Look at the example:

<b>1. pplae:</b> Apple 	<b>2. rrotca</b> 	<b>3. wiki</b> 
<b>4. berryrasp</b> 	<b>5. nanaba</b> 	<b>6. raggess</b> 
<b>6. tesda</b> 	<b>7. planeggt</b> 	<b>8. gif</b> 
<b>9. berryhuckle</b> 	<b>10. bergice celettu</b> 	<b>11. penojala</b> 
<b>12. mile</b> 	<b>13. ngoma</b> 	<b>14. rinenecta</b> 

Name: \_\_\_\_\_ Grade: \_\_\_\_\_

Organize the letters in the correct order to form the name of the fruit or vegetable. Look at the example:

15. ngeora 	16. achpe 	17. noaqui 
18. nachspi 	19. matote 	20. rinetange 
20. niug 	5. illavan 	6. lonmewater 
6. guaxi 	7. ccayu 	8. cchinizu 