










UNIT 7: WHAT DOES A ROUTINE LOOK LIKE?

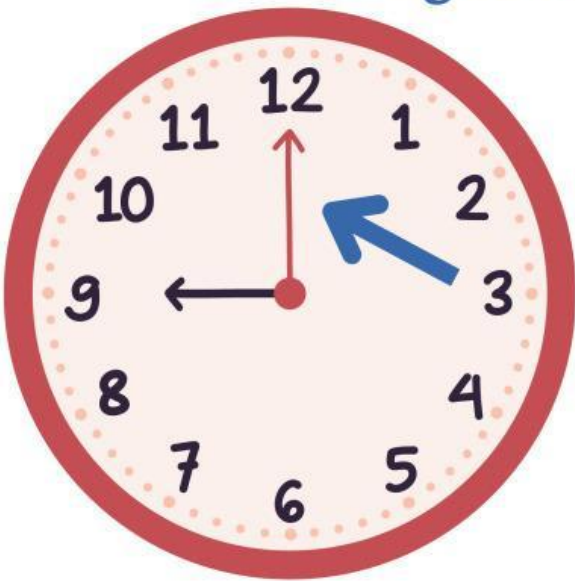
Lesson 18: CLIL: Math

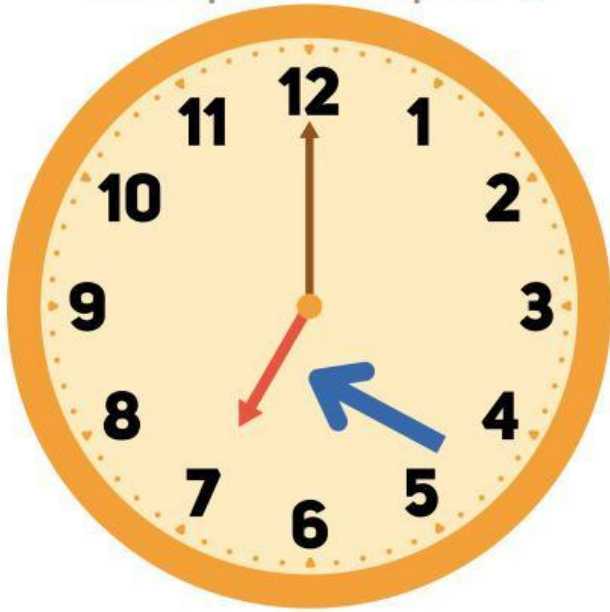
1. Look, listen and choose the correct sound (Em hãy nhìn hình ảnh, nghe và chọn âm thanh đúng):












2. Look, listen and tick Yes/No (Em hãy nhìn hình ảnh, nghe và chọn Đúng/Sai):





3. Listen and choose the correct picture (Em hãy nghe và chọn hình ảnh đúng):





4. Listen and tick the correct pictures (Em hãy nghe và chọn NHỮNG hình ảnh đúng):

