


1



Make a holiday mobile.

You need



paper



scissors



pens



string



2 clean twigs



pencil

1




Draw four pictures of your favourite holiday activities.

2



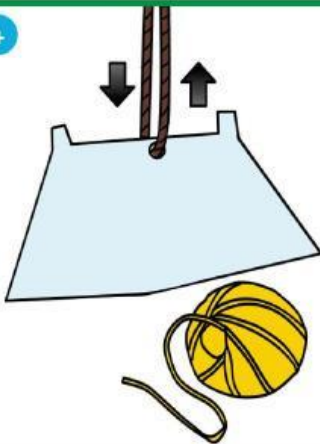
Colour and cut them out.

3



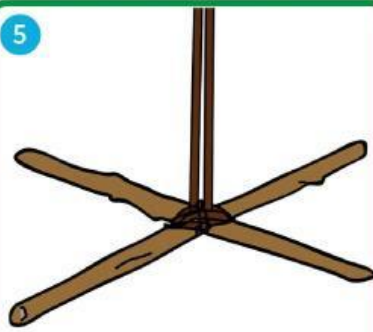
Use a pencil to make a hole on top of each drawing.

4




Tie some string to each picture.

5



Tie the two twigs together.

6



Tie your pictures to the twigs to make your mobile.

What do I know?

1

Write and circle.

1 I can write five holiday activities. Yes / No

go hiking

2 _____ we build a tree house?


Yes, of course you can / can't.



3

I take riding lessons?

No, sorry. You can / can't.



2



Read and circle.



What makes a good holiday?

Have a good holiday and help the (1) natural environment / rubbish too.

Put your (2) path / rubbish in the (3) recycling bin / rubbish.


Walk on the (4) natural environment / path – not on the plants and flowers!

About me!

3



Read. Then draw and write.



My favourite holiday activity

is camping.