

LISTENING

Part 1

5 questions

Listen and draw lines. There is one example.

The central illustration shows a circus ring with a red and yellow floor. A circus ringmaster in a red jacket and black top hat stands in the center. An elephant with a pink and yellow headband is on the right. A tiger is on the left. A duck is near the ringmaster. A brown dog is at the bottom. A brown horse with a purple saddle is on the right. The background shows a crowd of people and red and white striped poles.

The objects in the boxes are:


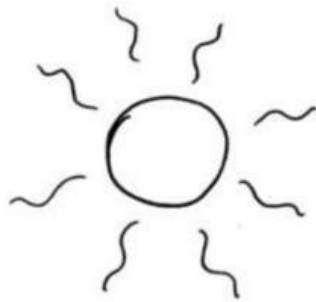
- Top left: A blue ball with yellow spots.
- Top middle: A black top hat.
- Top right: A wooden chair.
- Bottom left: An open yellow box.
- Bottom middle: A wooden stool.
- Bottom right: A blue robot.

A line is drawn from the box containing the stool to the stool in the illustration.

Part 4

▶ 5 questions ◀

Listen and colour and draw. There is one example.




READING

Part 1


5 questions

Look and read. Put a tick (✓) or a cross (X) in the box. There are two examples.

Examples



This is a frog.



This is a goat.


Questions

This is a phone.

1




2



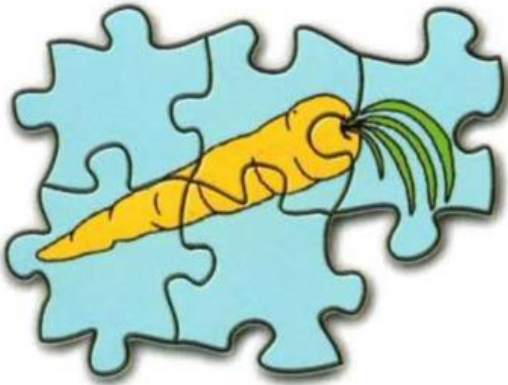
This is a tiger.

3



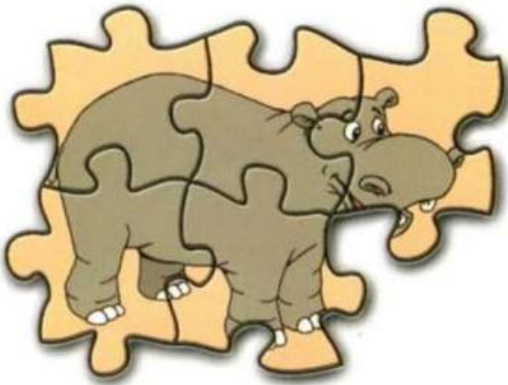
This is a cat.

4



This is a carrot.

5



This is a hippo.

Part 2

▶ 5 questions ◀

Look and read. Write **yes** or **no**.



Examples

There is a lamp next to the desk.

..... *yes*

The boy is wearing a hat.

..... *no*

Questions

1 There is a tiger in the armchair.

.....

2 There is a mirror on the wall.

.....

3 The boy is eating an ice cream.

.....

4 There is a radio on the bed.

.....

5 The dog is black.

.....

Part 3

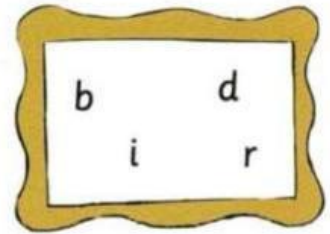
5 questions

Look at the pictures. Look at the letters. Write the words.

Example




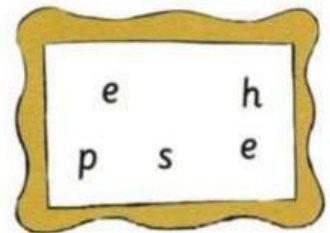
b i r d



Questions

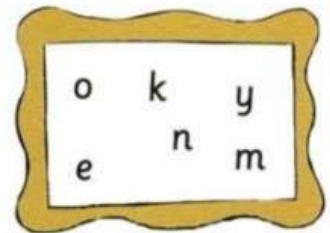
1






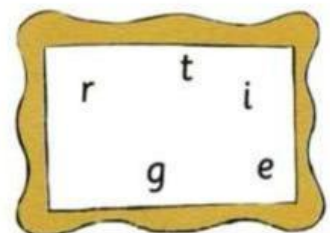
2





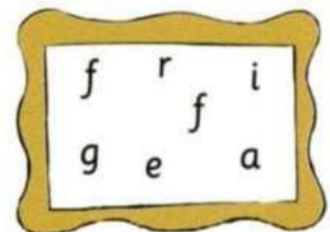
3





4





5





