

English for children

First, listen to the audio and fill in the blanks and finally choose the clock that indicates the time you heard.





















8:00

9:05

7:15

6:20

7:25

4:35

5:40

6:45

7:50

8:55



Find us on
Facebook



Lore Fonseca



English for children

Look at the clocks then drag and drop the corresponding time on each clock

Two o'clock

Quarter past four

Half past nine

Six o'clock

Quarter past seven

Half past one

Ten o'clock




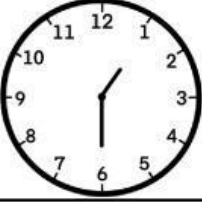
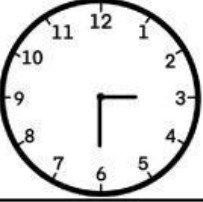


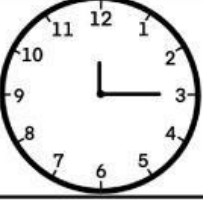
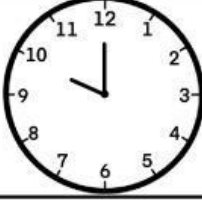



Quarter past twelve

Half past three

Five o'clock

Quarter past eight

Half past eleven

 <input type="text"/>	 <input type="text"/>	 <input type="text"/>
 <input type="text"/>	 <input type="text"/>	 <input type="text"/>
 <input type="text"/>	 <input type="text"/>	 <input type="text"/>
 <input type="text"/>	 <input type="text"/>	 <input type="text"/>

Find us on
Facebook



Lore Fonseca



English for children

Match the number of each clock with the correct written time as seen on exercise 1.



It's a quarter past nine.



It's half past twelve.



It's half past ten.



It's a quarter past seven.



It's twelve o'clock.



It's a quarter to four.



It's a quarter to three.



It's nine o'clock.



It's a quarter past eleven.



It's eight o'clock.



Find us on
Facebook




Lore Fonseca



English for children

Listen to the audio and choose the correct clock



Find us on
Facebook



Lore Fonseca

