



PROCEDURE TEXT

WORKSHEET

Name :

Class :




PROCEDURAL TEXT

GOAL

State the goal or objective to be achieved.

STEPS

1. Complete your biodata
2. Read the text about 5 ways to make a crispy fried chicken
3. do the task carefully
4. if you have done, click "*Finish*" choose *email my answer to my teacher*



PROCEDURAL TEXT

GOAL

State the goal or objective to be achieved.

MATERIALS


List all the ingredients or materials that you will need.

METHOD

Detail the steps that need to be taken to achieve the goal.

DIAGRAM

Include a labelled diagram of the finished product.



5 Ways to Make a Crispy Fried Chicken

1

Start with a good quality chicken.
A higher fat content will make for a more crispy coating.

2

Soak the chicken in buttermilk or brine overnight.
This will help to tenderize the meat.

3

Coat the chicken in a flour and seasoning mixture.
It is important not to apply too much coating.

4

The chicken should be cooked through and
golden brown once it has been fried in hot oil.

5

Served with your favorite dipping sauce,
this can be eaten right away. Enjoy!



Activity 1

Match the steps with the picture based on the text above

1



2




3



4



5



Activity 2

Fill the steps how to make an omelette

How To Make An Omelette

INGREDIENTS

- 2 eggs
- Pinch of salt
- Pinch of black pepper
- 2 Chillies
- 2 cloves of shallot
- 2 stalks of green onions
- Butter



STEPS TO DO



Slice the shallots, chillies and green onions.



Beat the eggs, add the seasonings and add the onions and minced chillies.



Heat the butter, wait a bit and pour the eggs into the pan and cook until they are cooked.

Activity 3

Thick True or False based on the video

<https://www.youtube.com/watch?v=sRSVHQ8xd84>

Statement	T	F
We need 4 sachets chocolatos matcha		
Use hot water to make ice matcha latte		
The second step is prepare the tools		
We need 100 ml milk to pour		
The last step is adding topping		