1 ★ **Uzupełnij wyrazy brakującymi literami.**

meat

1 p____ c____

2 b___f s____

fish

3 s___m__ s____k

4 t____ s____d

vegetables

5 p___s

6 b__c___i

2 ★★ **Uzupełnij tekst wyrazami z ramki.**

beef ▪ fresh ▪ mashed ▪ noodle
pie ▪ popular ▪ salty ▪ stale

Hi!

How are you? You want to know something about my new school? Well, I really like it. The teachers are very friendly and it's got a great computer room. But there's one problem – the food in the school canteen isn't very good! ☹

I usually have rolls and butter, but the rolls aren't very [1]_____. In fact, sometimes, they're [2]_____. The turkey [3]_____ is good, but the chicken [4]_____ soup is really [5]_____, so I always have to drink lots of water.

The best food in the canteen is [6]_____ stew with [7]_____ potatoes. We have that on Thursdays and it's really [8]_____ – everyone wants to eat it!

What's the food like in your school canteen?

Betty

Listening

3 25 **Posłuchaj nagrania i zakreśl *a*, *b* lub *c*.**

1 Tom thinks he learns best from
   a his parents.
   b online videos.
   c his grandmother.
2 Tom's sister likes
   a sweet food.
   b healthy food.
   c spicy food.
3 Tom's aunt and uncle
   a don't like vegetables.
   b don't eat meat or fish.
   c don't like spicy food.

4 ★★★ **Odpowiedz na e-mail Betty z ćwiczenia 2. Opisz swój ulubiony obiad.**

Hi Betty!

Thanks for your letter! I usually eat lunch at home / at the school canteen. I really like _____ but I don't like _____ because _____

Write back soon!

Phonics twister

26 **Posłuchaj nagrania. Podkreśl wyrazy, w których oo wymawia się tak jak w słowie *cook* /ʊ/ oraz zakreśl wyrazy, w których oo wymawia się tak jak w słowie *cool* /u:/.**

1 I'm looking for my book about kangaroos.
2 We play football every afternoon after school.
3 My brother watches spooky cartoons on Sundays.
4 Let's take our scooters to the wood.
5 His house has got a blue roof and a swimming pool in the garden.

Life skills: Healthy food

Zaznacz nazwy zdrowych produktów spożywczych.

kebab ☐ salmon ☐ pizza ☐ tuna ☐
cereals ☐ broccoli ☐ popcorn ☐

LIVEWORKSHEETS

1 ★ Zakreśl odpowiednie wyrazy.

1 The beef stew ***was / were*** delicious but the vegetables ***wasn't / weren't*** fresh.

2 I ***wasn't / weren't*** at school yesterday because it ***was / were*** the weekend.

3 My sister and I ***was / were*** late for our tennis lesson yesterday and our teacher ***was / were*** very angry.

4 A: Where ***was / were*** you last weekend?
B: I ***was / were*** at my cousins' house.

5 A: ***Was / Were*** your brother at Mark's party last night?
B: No, he ***wasn't / weren't***. He ***was / were*** at home.

2 ★★ Uzupełnij tekst odpowiednią formą *be* w czasie Past simple.

It [1]_____ (✓) my friend Josh's birthday party yesterday. He [2]_____ (✓) twelve years old. The party [3]_____ (✗) at his house, it [4]_____ (✓) in the park. Josh's sister and his mum [5]_____ (✓) there, but his dad and his brother [6]_____ (✗) there because they [7]_____ (✓) at work. Of course, lots of Josh's friends from school [8]_____ (✓) there. We [9]_____ (✓) in the park for four hours, but after lunch we [10]_____ (✓) all quite cold because it [11]_____ (✗) very sunny in the afternoon. The food [12]_____ (✓) delicious and Josh's birthday cake [13]_____ (✓) really cool. It [14]_____ (✓) in the shape of a motorbike. It [15]_____ (✓) a really good party.

3 ★★ Przeczytaj ponownie tekst z ćwiczenia 2. i popraw zdania.

Josh was eleven years old.
He wasn't eleven years old. He was twelve years old.

1 The party was at Josh's house.
_____
_____

2 His father and brother were there.
_____
_____

3 They were in the park for two hours.
_____
_____

4 They were all quite hot after lunch.
_____
_____

5 Josh's birthday cake was in the shape of a robot.
_____
_____
_____

4 ★★★ Zapisz pytania, stosując podane wyrazy, i odpowiedz na nie.

1 Where / you / yesterday / ?
_____
_____

2 Who / your best friend / when / you / ten years old / ?
_____
_____

Train your brain!

Znajdź drogę do mety i zaznacz ją. Możesz się poruszać w górę/dół oraz w prawo/lewo. Zapisz dwa pytania i dwa stwierdzenia. Każdy wyraz może być użyty tylko raz.

Start		
Where	They	were
was	he?	at
Finish!	I	home.
chef?	was	hungry.
a	you	Were

1 _____
2 _____
3 _____
4 _____

LIVEWORKSHEETS

Was the knife on the table?

1 ★ Podpisz ilustracje wyrazami z ramki.

A



bowl ▪ cup ▪ fork ▪ glass
knife ▪ plate ▪ spoon ▪ teaspoon

1 _____ 5 _____
2 _____ 6 _____
3 _____ 7 _____
4 _____ 8 _____

B



blender ▪ chopping board
frying pan ▪ saucepan

1 _____ 3 _____
2 _____ 4 _____

2 ★★ Zakreśl odpowiednie wyrazy.

1 I want to drink some tea. I need a ***cup / plate***.
2 I want to eat some soup. I need a ***bowl / glass***.
3 I want to cut these vegetables. I need a ***fork / knife*** and a ***blender / chopping board***.
4 I want to cook this pasta. I need a ***blender / saucepan.***
5 I want to cook this pork chop. I need a ***fork / frying pan***.

Listening

3 27 Posłuchaj nagrania i zakreśl *a, b* lub *c*.

1 Where are the forks?

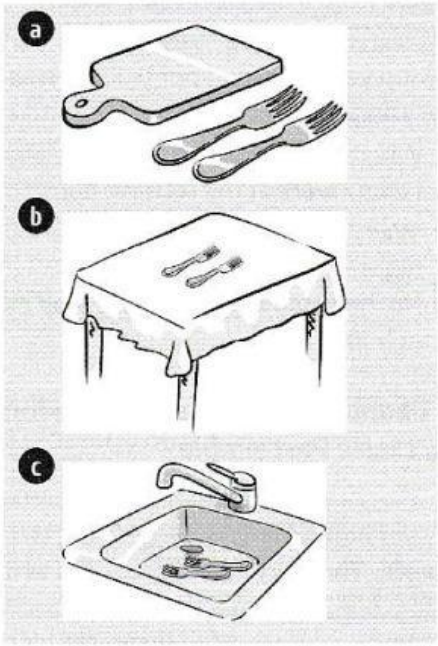

2 What is aunt Rachel's birthday present?



3 What is the woman talking about?
a How to make a smoothie.
b How to use a blender.
c Her favourite fruit.

LIVEWORKSHEETS

Save the Sea: Episode 5 – *Calm down!*

1 ★ **Napisz zdania twierdzące lub przeczące, stosując podane wyrazy. Użyj: *There was/ wasn't* lub *There were/ weren't*.**

✓ / three boys *There were three boys.*

1 ✗ / any rubbish

_____

2 ✗ / any dogs

_____

3 ✓ / a lot of birds

_____

4 ✗ / any people in the lake

_____

5 ✓ / an old woman with a small cat

_____

6 ✓ / a boat on the lake

_____

7 ✗ / a shark in the lake

_____

2 ★★ **Przczytaj tekst i zaznacz odpowiednią ilustrację.**

This is a picture of my kitchen yesterday. There were four plates on the table but there weren't any knives or forks. There were two spoons under the chopping board. There was a frying pan next to the chopping board. There weren't any cups but there were four glasses next to the blender.

A ☐

B ☐

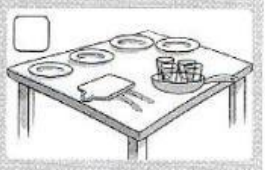

C ☐

3 ★★★ **Wybierz z ćwiczenia 2. jedną z dwóch pozostałych ilustracji i opisz ją, stosując *there was/ wasn't* lub *there were/ weren't*.**

_____

_____

_____

_____

_____

_____

_____

Useful!

Uzupełnij zdania wyrażeniami z ramki.

I can give you a hand.
It makes me mad!
Just calm down.
They aren't much use.

1 These boots have got holes in them.

_____

2 A: Look! Those people are putting rubbish in the sea. _____ I'm really angry.

B: _____ Let's go and talk to them.

3 A: I don't understand this maths homework.

B: _____ Maths is my favourite subject.

Train your brain!

Zapisz pytania i połącz je z odpowiedziami. Której ilustracji z ćwiczenia 2. dotyczą?

1 there / a / on / blender / the / table / Was/ ?

_____

_____ ☐

2 there / table / glasses / on / Were / the / any / ?

_____

_____ ☐

a No, there weren't. b Yes, there was.

Picture ☐

LIVEWORKSHEETS