



1 Look and write the numbers next to the words.



singing

8

talking

taking photos

watching

eating

making cakes

brushing my hair

washing the car

dancing

2 Complete the sentences.

making

washing

~~brushing~~

taking

1 I'm brushing my hair.

2 Dad is _____ the car.



3 He's _____ photos.



4 She's _____ cakes.

1 Ask and answer questions about the picture on page 141. Write.

photos cake car hair

What's the
boy doing?He's brushing
his hair.

What's the girl doing? _____

2 Look and read.

What is
she doing?She's
dancing.What's he
doing?He's eating
cake.

3 Read and write the number.



2



- 1 She's helping her dad.
- 2 He's taking photos.
- 3 She's eating cake.
- 4 He's dancing.

1 Listen and read. Then act. 30



2 Read and write yes or no.

- 1 A child is writing. yes
- 2 The teacher is showing a picture. _____
- 3 A girl is running. _____
- 4 A boy is pointing at the door. _____
- 5 A boy is standing. _____
- 6 A girl is closing her book. _____
- 7 A boy is talking. _____
- 8 A child is opening the window. _____

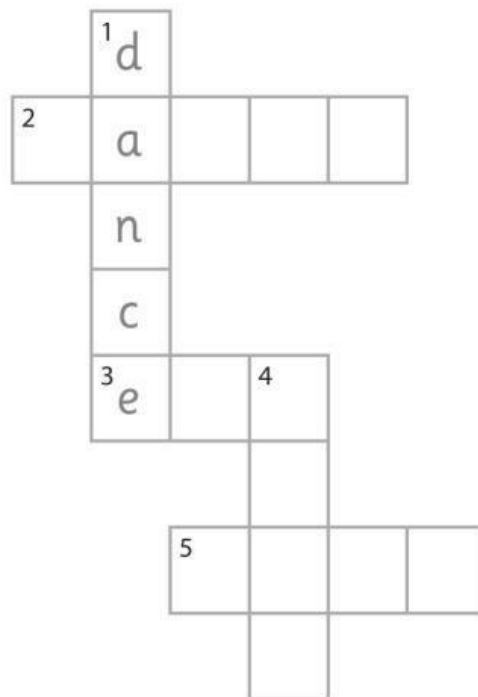


Look at the pictures. Write the words in the crossword.

3-letter word



4-letter words



5-letter words



Reading & Writing, Part 1

Look and read. Put a tick (✓) or a cross (X) in the box.
There are two examples.

Examples

He's eating cake. ☒She's taking photos. ☐

Questions

1



She's sleeping.

☐

2



He's making cakes.

☐

3

She's choosing an *ao dai*.☐

4



She's eating.

☐

5



He's playing music.

☐

Listening, Part 1

Listen and draw lines. There is one example.  31



Child A

What / doing?



What / doing?



What / doing?



What / doing?



What / doing?



What / doing?



Child B

What / doing?



What / doing?



What / doing?



What / doing?



What / doing?



What / doing?

