# I AM READING!

## freebie

1st Grade
Fiction and
Nonfiction
Texts

### The New Hat

Nick loved his new orange and blue hat. He wore it to school. When he came home from school, Mom said, "Where is your new hat?"
Nick said, "Oh, no! I had it on the playground. I have to go back and get it now."
Mom said, "I will come with you."
Mom and Nick looked for the hat on the playground. They looked and they looked but they did not find it.
"I lost my new hat," Nick cried.
"Come on, said Mom. "Your new hat is not here. Let's go home."
When they got home Nick said, "I forgot to look for my new hat in my backpack."
Nick opened his backpack and looked inside. He took out some books and his lunch box. Then he saw his new hat.
"Look, Mom!" laughed Nick. "I did not lose my new hat after all"

### Vehicles

There are many kinds of vehicles. People use vehicles to get from place to place, but people also use vehicles for sports and to have fun. These kinds of vehicles are very exciting.

**Motorcycles** are smaller than other vehicles. They move fast. Some people race motorcycles. Motorcycles can be driven on and off the road.

People love to watch car races. In a car race, fast cars speed around a racetrack. These cars have wheels with wide tires.

People use campers to go on vacation. A camper is like a small house on wheels. People can sleep, cook and eat in campers.



BY CECELIA MAGRO

LIVEWORKSHEETS

# The New Hat

DRA Level 12
146 words

Nick loved his new orange and blue hat. He wore it to school. When he came home from school, Mom said, "Where is your new hat?"

Nick said, "Oh, no! I had it on the playground. I have to go back and get it now."

Mom said, "I will come with you."

Mom and Nick looked for the hat on the playground. They looked and they looked but they did not find it.

"I lost my new hat," Nick cried.

"Come on," said Mom. "Your new hat is not here. Let's go home."

When they got home Nick said, "I forgot to look for my new hat in my backpack."

Nick opened his backpack and looked inside. He took out some books and his lunch box. Then he saw his new hat.

"Look, Mom!" laughed Nick. "I did not lose my new hat after all!"

©Nwghe

LIVEWORKSHEETS

Name: _____

# The New Hat



How does the story begin?

What happens in the middle of the story?

How does the story end?

LIVEWORKSHEETS

# the storm

DRA Level 18
160 words

Tabby looked up at the sky. He wondered why it was getting dark when it was morning.

Dot said, "A storm is coming. I know you hate storms but don't be a ***scaredy cat***!"

Tabby began to shake.

"I hate loud noises. I hate storms. I am going to find a place to hide." he said.

All of a sudden there was a flash and a loud **BOOM!**

Tabby came running out from under the desk and said, "This is not a good hiding place. I can still hear the thunder and see the lightning."

Then there was another flash and loud **BOOM!** Tabby came out from under the couch.

"This is not a good hiding place. I can't see the lightning but I can hear the thunder. I will need a new hiding place."

Tabby ran up the stairs and under the bed. She felt four paws and a large body in her way. Who could it be?

LIVEWORKSHEETS

Name: _____

# the storm

What happened at the beginning of this story?

What happened in the middle?

How did the story end?

LIVEWORKSHEETS

# Vehicles

DRA Level 18
102 words

There are many kinds of vehicles. People use vehicles to get from place to place, but people also use vehicles for sports and to have fun. These kinds of vehicles are very exciting.

**Motorcycles** are smaller than other vehicles. They move fast. Some people race motorcycles. Motorcycles can be driven on and off the road.

People love to watch car races. In a car race, fast cars speed around a racetrack. These cars have wheels with wide tires.

People use campers to go on vacation. A camper is like a small house on wheels. People can sleep, cook and eat in campers.

LIVEWORKSHEETS

Name: _____

# Vehicles

Write what you've learned about each vehicle.

## Motorcycles

_____

_____

_____

## Race Cars

_____

_____

_____

## Campers

_____

_____

_____

©Magro
LIVEWORKSHEETS

DIGITAL VERSION

# how to use

Sign in to your Google Drive. If you don't have one, just sign up. It is free!

*Note: It is best to download all Tpt purchases on your ***personal Google Drive*** and then share with your school drive as some schools block outside content.

Enter this link:
https://docs.google.com/presentation/d/1doybAsDDzPVUTSjHR3XMUZb7-Alsra-vnqpJ-s2XTWg/copy

Open with Google Drive. Then, go to file and make a copy. (shown below)

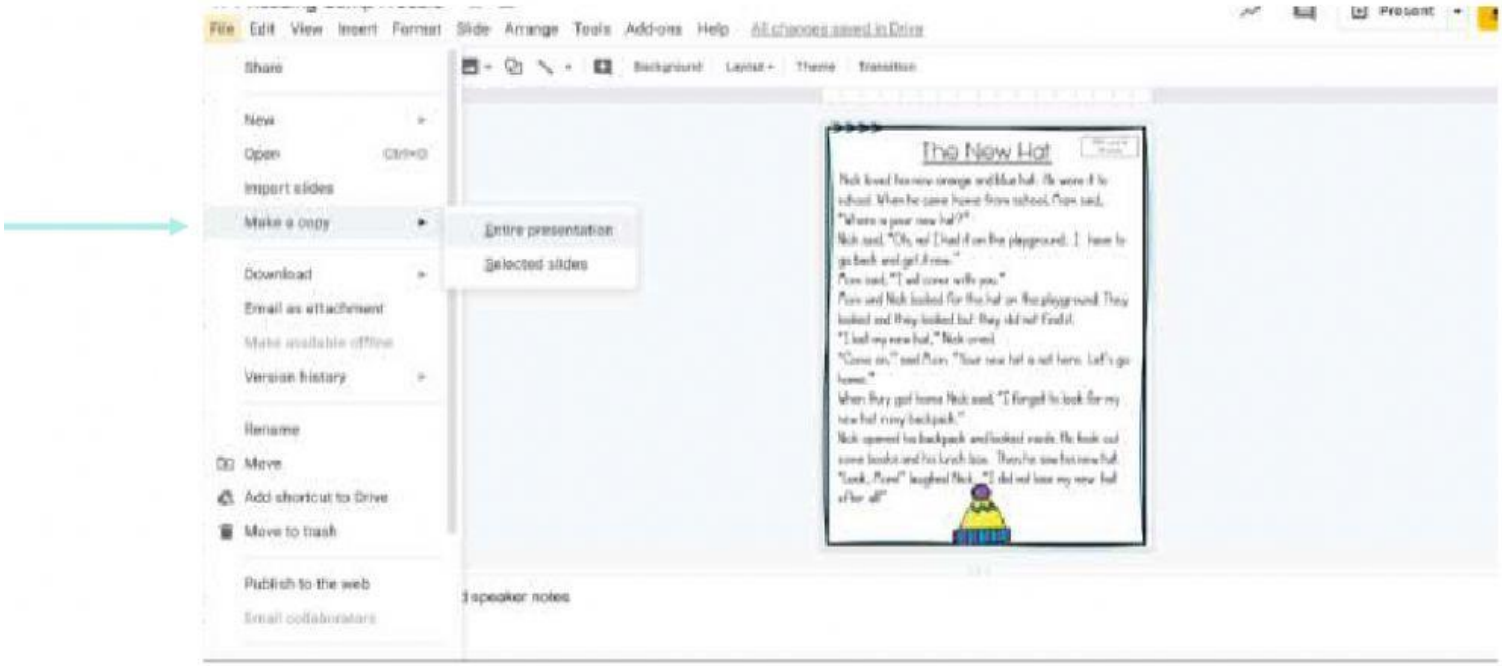


**TERMS of USE** are only for the person who downloaded this file from TPT. Do not share. If someone would like a copy, please direct them to my Tpt shop.

LIVEWORKSHEETS

# how to use

## GOOGLE CLASSROOM

If you have just started with Google Classroom, follow the steps below to upload your assignment:

1. Open Google Classroom
2. Click "Classwork"
3. Click "Create" – and select "Assignment" from the dropdown.
4. Title it, and add description/details if you want (not required)
5. Click the button and select the item you would like to upload

**IMPORTANT** 6. When the file appears, click on the arrow next to "Students can view file" and select **"Make a copy for each student"** – this ensures that they each get their OWN file (it even gets titled with their name!!) rather than all typing into the same slideshow. It is essentially like photocopying the document

7. Click assign!

**PRO-TIP** If you are someone who likes to be SUPER organized and plan things in advance, you can actually upload assignments in advance, and set them so that they only appear to the students Assignment dashboard on the dates of your choosing. If you want to do this, complete steps 1-6, and then follow below:

7B. Click the arrow NEXT to assign, and select "Schedule". 8. Enter the date you'd like that assignment to appear (e.g., December 1st for December assignments) and click ASSIGN!

**NOTE** When your students are done the task (for you to mark) they need to click "Turn In" on that assignment in Google Classroom.

LIVEWORKSHEETS