

EMERGENCY ON BOARD

(Live Worksheet)



A. Life-Saving Equipment

Fill in the blanks with the correct name of the safety equipment required for each scenario.

1. _____ : You need it to float in water.
2. _____ : You need it to spray water on a fire.
3. _____ : You throw it to a man overboard.
4. _____ : It is launched instantly and drops into water for quick evacuation in case of abandoning ship.
5. _____ : You need it when entering enclosed spaces or when there is too much smoke in the air.

B. Matching Equipment

Match the pictures of safety equipment with their correct names by drawing a line.



Fire Extinguisher

Lifebuoy

Life jacket

Life raft

Immersion suits

life boat

C. Emergency Commands







Review the following commands and listen carefully to the emergency announcement. Identify and tick () the five commands that are part of the announcement.



- ☐ Get the fire extinguisher!
- ☐ Call the Captain!
- ☐ Put out the fire!
- ☐ Do not attempt to extinguish the fire!
- ☐ Post two lookouts!
- ☐ Sound the alarms immediately!
- ☐ Lower the life boats!
- ☐ Man overboard!
- ☐ Proceed to your muster stations immediately!
- ☐ Go to your emergency stations!
- ☐ Prepare to abandon ship!

D. Commands Using Must/Must Not

Look at the pictures and write appropriate commands for each situation using **must** or **must not**.

Pictures	sentences	commands
	There is a smell of gas in the hold.	You must wear breathing apparatus
	The fire alarms are ringing.	_____
	There is a man overboard.	_____
	A hatch cover is open.	_____

E. Matching Commands

Match the two halves to complete the commands.

Close...

---that valve.

Sound...

---your assembly stations.

Go to...

---the fire extinguisher.

Get...

----garbage overboard.

Put on ...

--- your immersion suit.

Don't throw ...

--- the alarm.

F. Life-Saving Equipment



Complete the PA announcement by selecting and placing the correct phrases from the options provided on the right to fill in the blanks on the left.

• _____, your captain speaking.

to be alarmed

• _____, this is your captain with an important announcement.

make another announcement

• We have a minor fire in the galley.

for safety reasons

• _____, we request all passengers to go to their assembly stations.

I repeat

• Wait there for _____.

this is

• The ship's fire-fighting team is fighting the fire. The fire is _____.

further instructions

• As soon as I have further information, I will _____.

under control

• I ask you kindly _____. There is no danger at this time.

to remain calm

F. Types of Emergencies

Match each emergency type to its correct description.

Man overboard

turn over

Capsize

go down below the surface

Collision

lean to one side

Grounding

Smash together

Listing

Refers to a crew member falling out at sea

Sinking

Touches the ground in shallow water and is unable to move



Look at the verbs. Complete the sentences.

Choose a verb for each command

Get

Fire in the kitchen!

_____ a fire extinguisher!

Enter

They are loading the fuel.

Don't _____ on deck!

Call

Man overboard!

_____ the life boat!

Close

Emergency!

_____ to your muster stations immediately!

lower

Flooding in the engine room!

_____ the Master!

Proceed

The oil is leaking!

_____ the pumps!

Smoke

Fire in the cabins!

_____ all fire doors!

Stop

The air is toxic!

Don't _____ that area!

Identify the types of emergencies described in the following texts


1.Heading:

On November 23, 2007, the Explorer, operating in the Antarctic, struck ice. Water started creeping in through a fist-sized hole punched into the ship's starboard. As it flooded the engine room, the power failed. The ship ceased responding. The ship was evacuated. The captain and chief officer stayed to operate the bilge pumps. After hours of listing, the ship went down. The 2,400-ton vessel was carrying 100 tourists in addition to a crew of 50 but no injuries were reported.



2.Heading:

(May 25, 2010) An oil tanker and a bulk carrier collided in waters between Malaysia and Singapore, spilling an estimated 2,500 tons of oil. The incident happened in the Traffic Separation Scheme (TSS) of the Singapore Strait but traffic in Asia's busiest shipping lane was not affected.





SMCP Phrases



Choose the correct answer according to SMCP phrases!

- 1 How do you report a fire, according to the SMCP phrases?
 - a) Vessel is burning.
 - b) Vessel is on fire.
 - c) Vessel has caught fire.

- 2 How do you inform on the type of help needed?
 - a) I require medical assistance.
 - b) I need medical assistance.
 - c) I want medical assistance.

- 3 How do you ask about the type of help needed (by a vessel)?
 - a) What type of help do you need?
 - b) What kind of assistance is required?
 - c) What kind of assistance have you asked for?

- 4 How do you report collision?
 - a) I have collided with iceberg.
 - b) I have crashed with iceberg.
 - c) I have run into an iceberg.

Choose the correct word from the provided list to appropriately complete the sentences in the blanks below.

1. "What is the nature of _____?" "I have problems with navigation." trouble / distress
2. All vessels, search in _____ of position 20° 35' North, 060° 30' West. vicinity / district
3. Number of _____ due to explosion: two. casualties / fatalities
4. _____ the pilot ladder immediately. Fix / Rig
5. _____ a face mask to the victim. He can't breathe properly. Apply / Put

Draw lines to match the words with their synonyms.

- | | | |
|------------------|---|------------------|
| 1. Seasick | • | • Very important |
| 2. Approximately | • | • About, roughly |
| 3. Hazard | • | • Danger |
| 4. Regulations | • | • Rules |
| 5. Preventive | • | • Precautionary |
| 6. Prohibited | • | • Forbidden |
| 7. Vital | • | • Nauseous |
| 8. Minor | • | • Small |