

6

Materials

1 Materials testing

Start here 1 Work in pairs. Read the instructions and answer the question.

- Look at the helmet and rope. What are they made of?
- Design tests for them. Use diagrams and the words in the box.

break nylon polycarbonate pull stretch strike

Listening 2  32 Listen and answer the questions.

1 What material is the rope made of?

2 What is the lecturer doing?

3 Is the rope breaking?

3 Listen again and complete the dialogue.

- I'm (1) _____ the rope. I'm (2) _____ it.
Is it (3) _____?
- No, it (4) _____.
- That's right. It (5) _____.

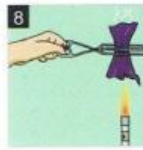

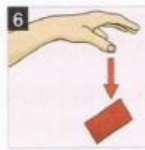
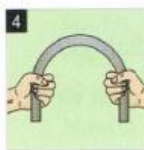


Language This is the *present continuous* form of the verb. Use it to describe what is happening at the same time as you are speaking.

| | | | | |
|----------|-----------------|----------|-------|-----------|
| I | 'm am | pull | -ing | the rope. |
| The rope | isn't is not | break | -ing. | |
| What | are | you | do | -ing? |
| | Is | the rope | break | |

Vocabulary 4 Match the actions with the verbs in the box.

bend compress cut drop heat scratch stretch strike



Language 5 The lecturer is testing other materials. Complete his description.

- Now I (1) 'm heating (heat) this plastic to 100°C. Can you see?
It (2) _____ (not melt).
OK, now I (3) _____ (put) this helmet on the floor. And
now the machine (4) _____ (drop) a 10 kg weight on it.
Right, now look at Dr Wilson. He (5) _____ (strike) the
metal plate with a hammer. But the plate (6) _____
(not bend).
OK, now the jaws of the vice (7) _____ (compress)
this plastic block. The block (8) _____ (not break).
Now Dr Wilson (9) _____ (hang) a weight of 500 kg
from the ropes. But the ropes (10) _____ (not stretch).

Note the spelling changes:
strike → striking
drop → dropping
cut → cutting

Speaking 6 What are the people in the gym doing? Describe this picture using the words in the box.

bend cycle hold lift pick up pull push run sit stretch touch



7 Ask and answer questions about the picture in 6.

A: What's D doing? Is he pushing the bar up?

B: No, he isn't. He's pulling the bar down.

8 Work in pairs. Guess the sport from the mime.

Student A: do the actions.

Student B: guess what Student A is doing. Then change roles.

A: Watch me. (Mime a sport). What am I doing now?

B: Are you diving?

A: No, I'm not diving.

B: I know. You're swimming.

A: Yes, you're right. I'm swimming.