






Grade 1 Review

LISTENING










PART 1







Listen and number the pictures. There is one example.

				
<input type="text"/>	<input type="text"/>	0	<input type="text"/>	<input type="text"/>

PART 2

Listen and put a tick (✓) in the box. There is one example.

Ex.			
	A <input type="text"/>	B <input type="text"/>	C <input checked="" type="checkbox"/>
5.			
	A <input type="text"/>	B <input type="text"/>	C <input type="text"/>
6.			
	A <input type="text"/>	B <input type="text"/>	C <input type="text"/>

7.			
	<div data-bbox="507 456 579 517">A</div> <div data-bbox="579 456 667 517"></div>	<div data-bbox="826 456 898 517">B</div> <div data-bbox="898 456 986 517"></div>	<div data-bbox="1153 456 1225 517">C</div> <div data-bbox="1225 456 1313 517"></div>
8.			
	<div data-bbox="507 813 579 873">A</div> <div data-bbox="579 813 667 873"></div>	<div data-bbox="826 813 898 873">B</div> <div data-bbox="898 813 986 873"></div>	<div data-bbox="1153 813 1225 873">C</div> <div data-bbox="1225 813 1313 873"></div>