














primary school	Student's name:	Scores:
Class: 1/		







### REVIEW 1

#### Exercise 1: Look and write the missing letters

			
c _ t	_ _ ple	_ at	ca _
			
b _ y	d _ g	_ _ ck	Bi l _ _

				
d _ sk	_ _ air	cray _ _	penc _ _	noteb _ _ _

#### Exercise 2: Look at the pictures and write

 1-What is this ? <u>It's a desk.</u>	 4-What is this ? It's a _____.
 2- What is this ? It's a _____.	 5- What is this ? It's a _____.
 3- What is this ? It's a _____.	 6- What is this ? It's a _____.