

KG3

Phonics

1. Look at the picture. Listen and say the word.
Select the picture that doesn't start with "i."

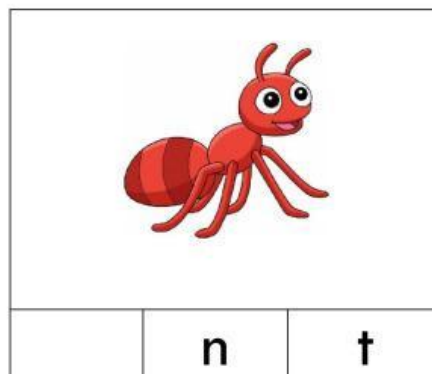
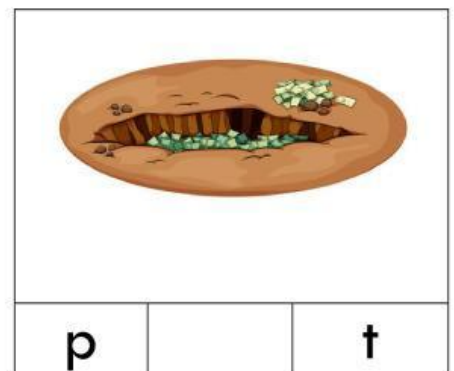
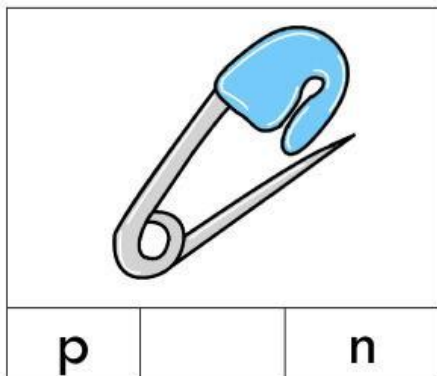

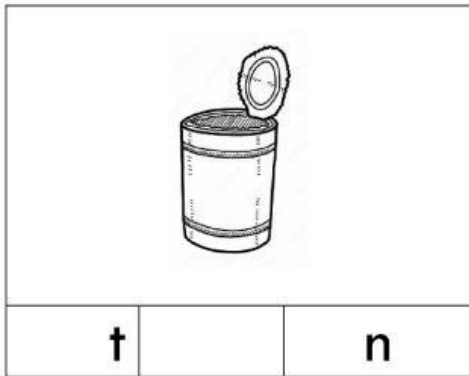


2. Look at the picture. Listen and say the word.
Select the picture that doesn't start with "s."





3. Look at the picture. Listen and say the word.
Drag the sound.


a	i	a	i	a	i
---	---	---	---	---	---





4. Listen. Put the letters in order to write the word.


	t	p	a

	i	p	t

	p	n	i

	s	t	i

	a	p	t

	a	s	t