Basic 12 bar blues chord pattern in C
基本 12 小節藍調和弦模式

- Fill in the chords below & the notes in each chord:
填寫下面的和弦以及每個和弦中的音符

I	I	I	I
C			
CEG			
IV	IV	I	I
V	IV	I	I or V

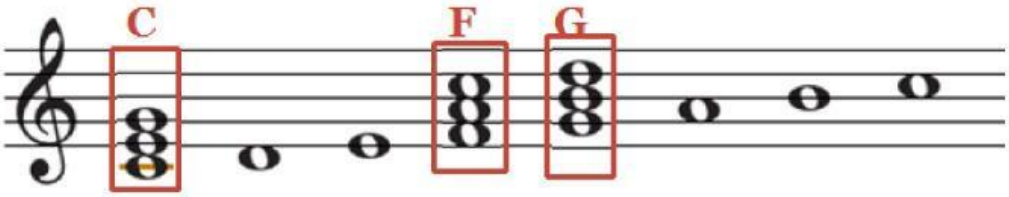

Simple Broken chords 簡單的分解和弦



LIVEWORKSHEETS

Other chord layouts for the 12 bar blues
12 小節布魯斯的其他和弦佈局

Block Chords塊和弦



Walking Bass 行走的貝斯



Syncopated Chords 切分音和弦



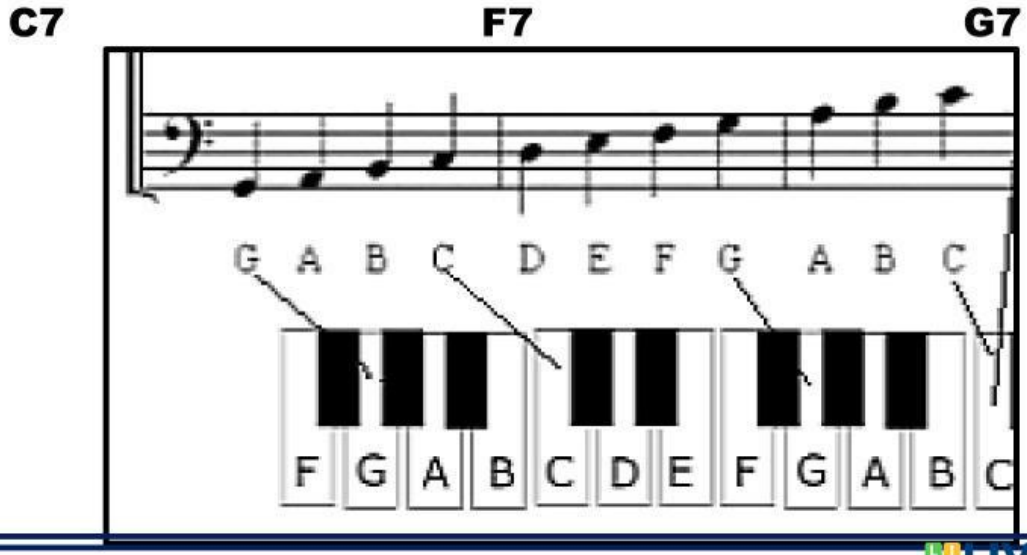

LIVEWORKSHEETS

Here is a Blues melody.
這是布魯斯旋律。



Uses notes of the BLUES SCALE:

C Eb F F# G Bb

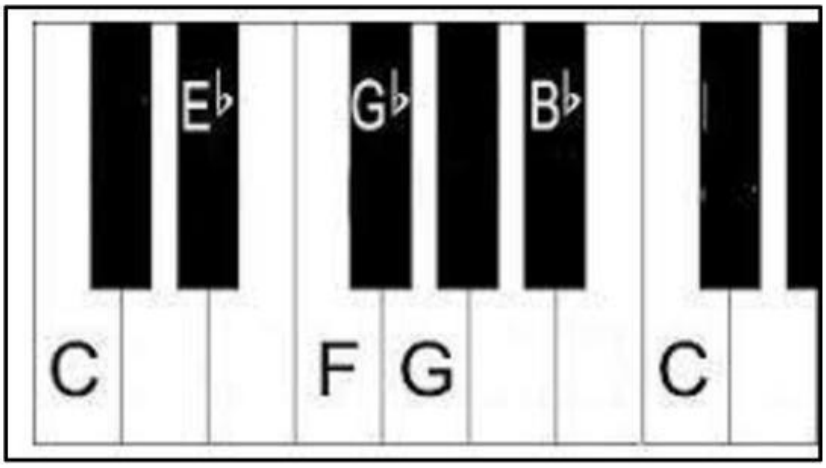

- Circle which notes are part of the blues scale

圓圈中的音符是藍調音階的一部分

LIVEWORKSHEETS

C Jam blues

Here is the C Jam blues we have already learned. Try some of these blues melodies again.
這是我們已經學過的 C Jam 布魯斯。 再次嘗試一些布魯斯旋律。
Extension – try adding one of the bass patterns from before along with your melody – walking bass, block chords etc. 擴展 – 嘗試將先前的貝斯模式之一添加到您的旋律中 – 行走貝斯、塊和弦等。

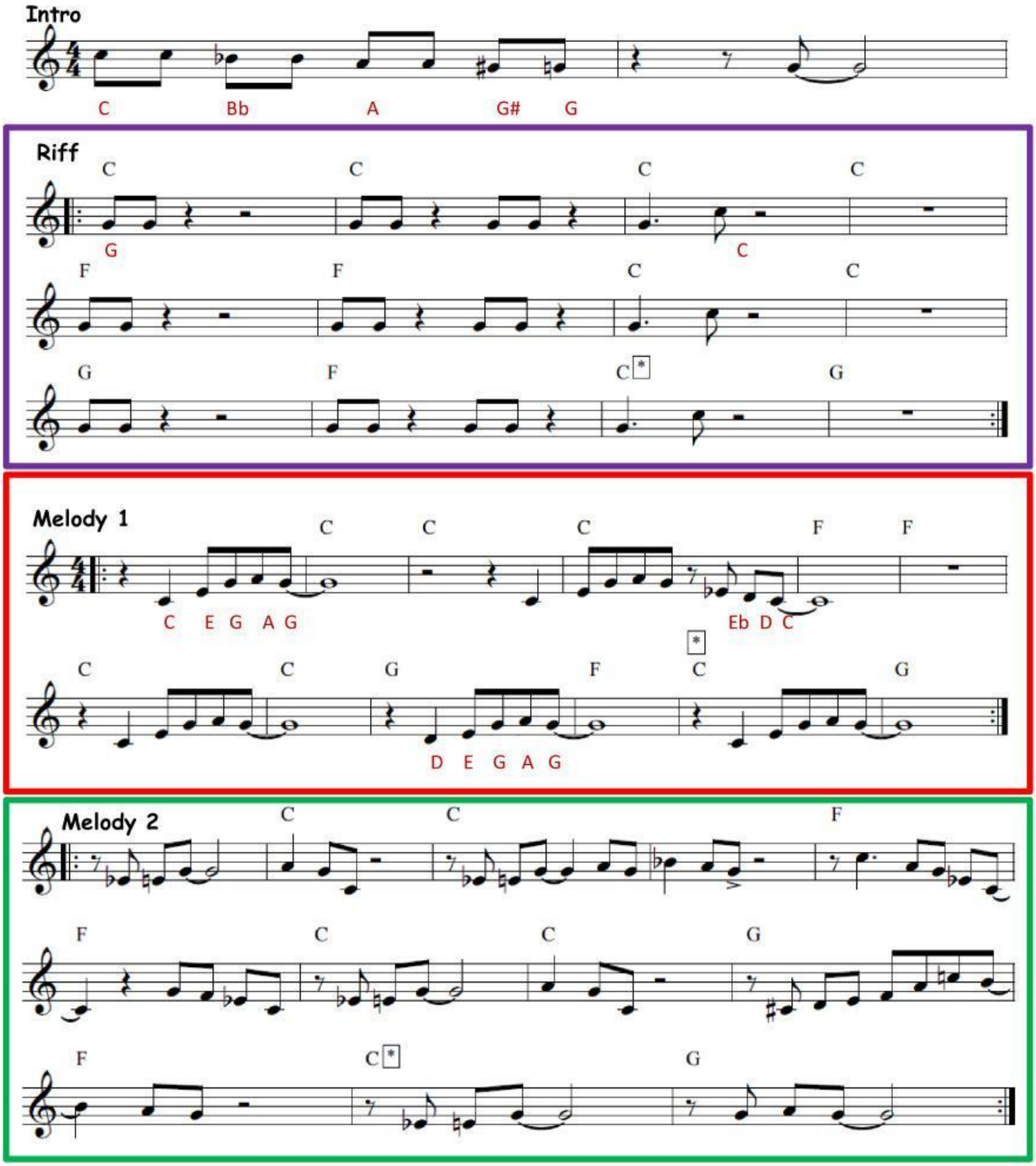

LIVEWORKSHEETS

12 bar blues in Swing music

Have another go at the walking bass pattern.
再嘗試一下行走低音模式。



Add the **MELODY LINE** to *"In the Mood"*. It's written here in 'straight rhythms' but would have been performed using **SWUNG RHYTHMS**. Learn the notes of the melody line first and then try to give the melody line a **"SWING FEEL"**.

將 MELODY LINE 加入「In the Mood」。 這裡是用「直接節奏」寫的，但應該用搖擺節奏來演奏。首先學習旋律線的音符，然後嘗試賦予旋律線"SWING FEEL"。

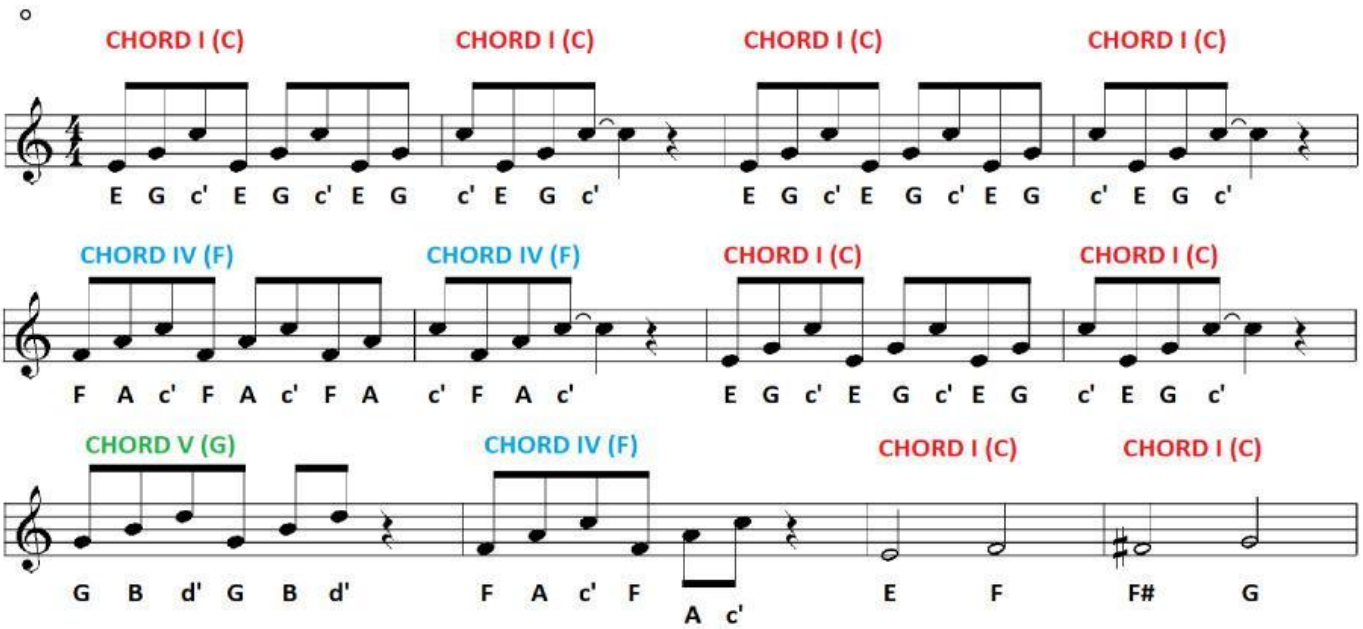

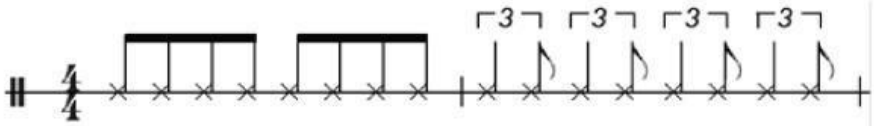

'Straight Rhythm' SWUNG RHYTHM using TRIPLETS

LIVEWORKSHEETS

Perform the **WALKING BASS LINE** and the **MELODY LINE** to *"In the Mood"* together. Choose a suitable voice/tone/timbre from your keyboard (think of the sounds and sonorities associated with jazz and "Big Bands") and look for a "swing" rhythm backing track to accompany your performance.

將 WALKING BASS LINE 和 MELODY LINE 一起演奏到"In the Mood"。 從鍵盤中選擇合適的聲音/音調/音色（想想與爵士樂和"大樂隊"相關的聲音和響度）， 並尋找"搖擺"節奏背景音軌來配合您的表演。



Stretch and Challenge – Add the **INTRODUCTION** section to *"In the Mood"* using the melody line and chords below. The rhythm features lots of **SYNCOPATION** and should be performed with a **SWUNG RHYTHM** feel.

使用下面的旋律線和和弦將簡介部分添加到"In the Mood"。 該節奏具有大量的分音， 並且應該以搖擺節奏的感覺來演奏。



LIVEWORKSHEETS