




# UNIT 5 ACTIVITIES – LESSON 1

## A. Look, read and tick. There is one example.

1.  a) Let's play soccer.  b) Let's play tag.
2.  a) Let's play hide and seek.  b) Let's play hopscotch.
3.  a) I ride my bike.  b) I read books.
4.  a) This is my top.  b) This is my umbrella.

## B. Look, read and draw lines. There is one example.





1.  a) Happy New Year.
2.  b) Happy birthday.
3.  c) Merry Christmas.

**C. Look at the picture, read and put a tick (✓). There is one example.**



- |   | Yes                                 | No                       |
|---|-------------------------------------|--------------------------|
| 1. My name is Susan. On weekends I ride my bike.    | <input checked="" type="checkbox"/> | <input type="checkbox"/> |
| 2. My name is Tim. On weekends I play soccer.       | <input type="checkbox"/>            | <input type="checkbox"/> |
| 3. My name is Peter. On weekends I listen to music. | <input type="checkbox"/>            | <input type="checkbox"/> |
| 4. My name is Lucy. On weekends I read books.       | <input type="checkbox"/>            | <input type="checkbox"/> |

**D. Order the letters, then draw lines. There is one example.**

1.	<input type="text" value="a g t"/>	<input type="text" value="tag"/>		a)
2.	<input type="text" value="c o s r e c"/>	<input type="text" value="-----"/>		b)
3.	<input type="text" value="s c o h o p t h"/>	<input type="text" value="-----"/>		c)
4.	<input type="text" value="i h e d e k e s"/>	<input type="text" value="___ and ___"/>		d)