






## UNIT 2 TEST

### LISTENING

**PART 1. Listen and number the pictures. There is one example.**

				
<input style="width: 40px; height: 30px;" type="text"/>	<input style="width: 40px; height: 30px;" type="text"/>	<input style="width: 40px; height: 30px; border: 1px solid black;" type="text" value="0"/>	<input style="width: 40px; height: 30px;" type="text"/>	<input style="width: 40px; height: 30px;" type="text"/>

**PART 2. Listen and write. There is one example.**

**Ex.** My name is Tom. I'm nine years old.

I live with my mother and (8) \_\_\_\_\_  
in Ho Chi Minh city.




My family pet is a (9) \_\_\_\_\_. His name is Cody.

He is brown and (10) \_\_\_\_\_. I love my dog.



### READING

**PART 1. Look, read and tick (✓) Yes or No. There is one example.**

			YES	NO
<b>Ex.</b>		This is my grandfather.	<input checked="checked" style="width: 40px; height: 30px;" type="checkbox"/>	<input style="width: 40px; height: 30px;" type="checkbox"/>
1.		Clean your room.	<input style="width: 40px; height: 30px;" type="checkbox"/>	<input style="width: 40px; height: 30px;" type="checkbox"/>
2.		I have a pet cat.	<input style="width: 40px; height: 30px;" type="checkbox"/>	<input style="width: 40px; height: 30px;" type="checkbox"/>

**PART 2. Look, read and draw lines. There is one example.**



Ex. How are you today?

3. Who's she?

4. What's her name?

5. Do you have a pet?

● a. She's my aunt.





● b. Yes, I have a cat.

● c. I'm great, thanks.

● d. Her name's May.






**PART 3. Look, read and choose the correct answer.**

6.		<p>a. Do your homework.</p> <p>b. Clean your room.</p>
7.		<p>a. She is my mother.</p> <p>b. He is my father.</p>
8.		<p>a. Do your homework.</p> <p>b. Go to bed.</p>
9.		<p>a. I have a pet fish.</p> <p>b. I have a pet bird.</p>




**WRITING**

**PART 1. Order the letters. There is one example.**

Ex.		d g o	<p>_____</p> <p>d o g</p>
1.		i o u c s n	<p>_____</p>

2.		a e w k p u	_____
----	--	-------------	-------

**PART 2. Look and write. There is one example.**

Ex.		How are you? I'm <u>g</u> <u>o</u> <u>o</u> <u>d</u> .
3.		Who is she? She is my _____ .
4.		This is my _____ . Her name is May.

**PART 3. Reorder the words to make a correct sentence. There is one example.**

- Ex. 











  
→ Stand up, please.
5. \_\_\_\_\_  
→ \_\_\_\_\_
6. 















  
→ \_\_\_\_\_
7. 















  
→ \_\_\_\_\_